

INDIA Good Homes

A Times of India Publication
VOLUME 14 ISSUE 05 AUGUST 2021

GOOD DESIGN CHANGES EVERYTHING

@goodhomesmagazine
@goodhomesmagazineindia
@goodhomesindia

THE FEARLESS MAKEOVER ISSUE

Help us help you change the way you live

ALSO INSIDE

ARTISANAL CRAFTS

Accents inspired
by birds and bees

DIY PROJECTS THAT YOU'LL LOVE

Homes that
inspire warmth

INCREDIBLE SPACE-
SAVING IDEAS AND
SO MUCH MORE



CONTENTS

August 2021



20



27



24



08 SHOPPING

- 08 MOODBOARD
- 10 GET THE LOOK
- 11 HOT RIGHT NOW

12 SPECIAL FEATURE

- 12 HANDS-ON
- 16 LIVING WITHOUT CONSTRAINTS

20 HOMES

- 20 AN INDIAN MIDSUMMER DREAM
- 24 CRAFTED WITH LOVE
- 27 SOFT VIGNETTES
- 30 SIMPLE SYMMETRY
- 33 THE BEST OF TWO WORLDS
- 36 ELEGANT MUSINGS



THE COVER

FEATURE AVRIL NOEL D'SOUZA
PROJECT BY TANUSHRI DALMIYA, FOUNDER, VAYAM
PHOTOGRAPH ISHITA SITWALA

INDIA'S FIRST CURATED LUXURY LIVING SHOW IS COMING TO BANGALORE!

TEJAS

AUTOMATION | LIGHTING | HOME CINEMA

PRESENTS

D/code

A Times Group Initiative

CURATED BY

Shernavaz
Bharucha

SOUTH EDITION 2021

HOME & DESIGN

TRENDS

TO PARTICIPATE, COLLABORATE AND KNOW MORE,
WRITE TO US AT DCODE@WWM.CO.IN
FOLLOW US @ [@_DCODE](https://www.instagram.com/_dcode)



NEXT ISSUE

As step into the world of festive decorations and whatnot, we pause and pay homage to the people doing exceptional work in the world of Indian design. Join us as we prepare for September with calm and love.



Calling all stylists – especially those based in New Delhi and Mumbai. Quick! Send us your resume if you'd like the opportunity to work with us.
Email:
goodhomes@wwm.co.in

GoodHomes

CEO
DEEPAK LAMBA

EDITOR IN CHIEF
RONITAA ITALIA

Managing Editor Avril Noel D'souza
Associate Editor Tina Thakrar
Content Producer Radhika Sheno
Senior Editorial Coordinator Harshal Wesavkar
Deputy Art Director Shalaka Shinde
Senior Graphic Designer Anushree Kumar

Chief Financial Officer Subramaniam S.
Head Human Resources Meghna Puthawala
Printer & Publisher Sunil Wuthoo
Content Studio Vidyut Patra
Head Marketing & Digital Solutions Priyadarshi Banerjee
Marketing Manager Chandni Chopra

SALES HEAD
SUNITA QUADROS

BRAND SOLUTIONS

WEST
MUMBAI
Vice President
- Brand Solutions &
Business Head
- Femina Salon & Spa
Gautam Chopra
gautam.chopra@wwm.co.in
PUNE
Aditi Shrivastava
aditi.shrivastava@wwm.co.in

NORTH
Vice President & Sales Head
- Long Format Content
Anjali Rathor
anjali.rathor@wwm.co.in
EAST
Assistant Vice President
Alka Kakar
alka.kakar@wwm.co.in

SOUTH
Vice President - South
& Business Head
- Femina Tamil
Pravin Menon
pravin.menon@wwm.co.in

SUBSCRIPTIONS

Asha Kulkarni, Manager Marketing
asha.kulkarni@wwm.co.in

Senior Manager, Subscription
Sakshi Kate, sakshi.kate@timesgroup.com
Editorial Enquiries goodhomes@wwm.co.in

FOR SUBSCRIPTIONS

Online: mags.timesgroup.com
SMS: GHSUB 58888
Mail: subscriptions.wwm@wwm.co.in
Call: 18001210005
(All India toll free number)

GoodHomes takes no responsibility for unsolicited photographs or material. All photographs, unless otherwise indicated, are used for illustrative purposes only.

For marketing queries, e-mail goodhomes@wwm.co.in, For editorial queries, e-mail goodhomes@wwm.co.in

Printed and published by Sunil Wuthoo on behalf of owners Worldwide Media Pvt Ltd, The Times of India Building, Dr DN Road, Fort, Mumbai 400001, and printed at Rajhans Enterprises, No 134, 4th Main Road, Industrial Town, Rajajinagar, Bengaluru 560044, and published at Worldwide Media Pvt Ltd, The Times of India Building, Dr DN Road, Fort, Mumbai 400001 Processed at Colour Processing, The Times of India Suburban Press, Kandivali, Mumbai 400101

All rights reserved worldwide. Reproducing in any manner without prior written permission prohibited


CIN: U22120MH2003142239




THANK YOU
FOR A
RECORD
BREAKING
RESPONSE




STAY TUNED FOR MORE UPDATES

 @trendsmagind

 @trendideas

 @TRENDSMagIndia

 www.trendsawards.in



PHOTOGRAPH ABHEER DHANU

WRITE TO ME goodhomes@wwm.co.in
SUBSCRIBE mags.timesgroup.com/good-homes.html

FOLLOW US ON:

INSTAGRAM @goodhomesmagazine

FACEBOOK @goodhomesmagazineindia

TWITTER @goodhomesindia

LOG ON NOW www.goodhomes.co.in

So who else is done with the whole working from home business? Because I know I am.

Without getting judgemental about it, let me just give you a quick recap of my most predominant sentiments. I love being home, doing homely things, chilling with my family, cooking and yes, even cleaning! I love all of it. So when we were all sentenced to the lockdown, my instinctive reaction was to do a happy dance and welcome the situation.

The next few weeks flew by in a flurry of stressful activity on the work front – also settling the kids down with the online schooling infrastructure was another challenge altogether. Then came the part where we realised that this wasn't going to end any time soon. True enough, here we are, almost a year and a half later, still battling the same evils. And quite honestly, as much as everyone's talking about the boons of WFH giving us the flexibility to manage our lives and time our way, I have to say it disagree!


I hate sharing my at-home time with office work. Where, earlier, being home spelt lazy afternoons and loud boardgames with the boys, I'm now managing time for meetings, team meetings, brand meetings and more meetings! By the end of the day, I'm back to managing time for the 'home' work. And that long solitary drive from work to home, those mad conversations with Harshal about dhokla batters and the 4 o'clock cardio with the entire 4th floor...I miss all of that too!

So here I am, at home, working, and wondering where home is for all of you as well. Because I know that the feeling I called home is too busy getting lost, at work.

RONITAA ITALIA
Editor in Chief

ANNOUNCING

THE ECONOMIC TIMES



DESIGN
COUNCIL

THE AID THINK TANK

Brought to you by



An Economic Times Initiative

Powered by

HOME & DESIGN
TRENDS
GoodHomes INDIA

@trendsmagind
@trendideas
@TRENDSMagIndia

@goodhomesmagazine
@goodhomesmagazineindia
@goodhomesindia
www.goodhomes.co.in




TABLE BY SANJIV SINGH



ELLEMENTRY



WEST ELM



TISVA



L'OBJET, AVAILABLE AT EMERY STUDIO



MAISHAA



CARPET KINGDOM



SICIS, AVAILABLE AT TESSERA INDIA



BEYOND DREAMS HOME

MODERN SILVER

These avant-garde, interpretive designs ensure that the legacy of silver lives on

FEATURE **AVRIL NOEL D'SOUZA**

Shopping Guide on Pg 39



SANT LOUIS, AVAILABLE AT EMERY STUDIO

DOWNLOAD YOUR FAVOURITE MAGAZINES FOR FREE!

Stay Indoors. Stay Safe.



worldwidemedia.in

Intense Glow

Chasing happiness with neon colours

FEATURE AVRIL NOEL D'SOUZA

UDC HOMES

1

Colour splash carpet, **Carpet Kingdom.**

9

Terracota tablelamp, **Fabindia.**

8

Chair, **MADS Creations.**

2

Parrot boota saddleback chair, **Artychoke.**

7

Stool, **Beyond Designs.**

6

Tray, **Le Jahaan.**

5

Happy puppy cushion cover, **Chumbak.**

3

Circo orange, **Bonasila.**

4

Ancillary sofa by Steelcase, **Mirania Luxury.**

Shopping Guide on Pg 39

HOT RIGHT NOW



THE BUZZ WORD

Bring the hive home with
hexagons and bumblebees

FEATURE **AVRIL NOEL D'SOUZA**

1 Hexa mural*, Baaya Design. 2 "Molecules" tile collection*, Orvi Surfaces. 3 Bottle holder*, Serein Decor. 4 Bee room divider*, Inhabit. 5 Honeycomb dining table by Sycaamore*, Mirania Luxury. 6 Scales glass lamp*, Gulmohar Lane. 7 Napkin ring*, MJ Label.
*Prices on Request Shopping Guide on Pg 39



HANDS-ON

In the era of social distancing, utilise the downtime by busting your toolkit and craft supplies and get to work on these easy, beginner-level home projects

FEATURE **RADHIKA SHENOI**



ANJARI GANGULY

A decor blogger and a DIY enthusiast, Anjari is popular on Instagram (@thatyellowtrunk) and known for her immensely creative DIYs, which include refurbishing pieces of furniture and decor accents. When it comes to her home styling, she believes in reuse, reduce and recycle.

REUSE, REDUCE, RECYCLE

- The easiest thing to upcycle is a wooden plank into a
- usable piece of furniture. Anjari Ganguly created a side
- table using a round wooden plank by just putting a
- fresh coat of paint and stencilling a geometric pattern
- over it. Another quick way to give such small pieces a
- facelift is to employ the decoupage technique. Anjari
- upcycled a breakfast table using leftover Christmas gift
- wrapping. Paint old pieces of furniture in bright colours
- like yellow, blue or green and become the proud
- owners of something timeless and unique.



KRITTIKA SRIKANTH

This decor blogger (@willowandlovehome) is known for her furniture flips and home styling. Her home is a classic example of how to use white in your interiors with the right pop of colour.

FURNITURE FLIPS AND MAKEOVERS

- For this next transformation, Krittika Srikanth takes us back to the pushcart where she found aged and weathered solid wood planks. After sanding down the dirt and a weird blue paint on them, she got a local carpenter to add clamps and fixed them to the existing dining table base. Another major DIY project she undertook during the lockdown was to paint her balcony. To make the process easy, she used a rag cloth dipped in paint instead of a paintbrush. After two coats of enamel paint in white, it looked much better than the previously black grill which was visually making the tiny space smaller.





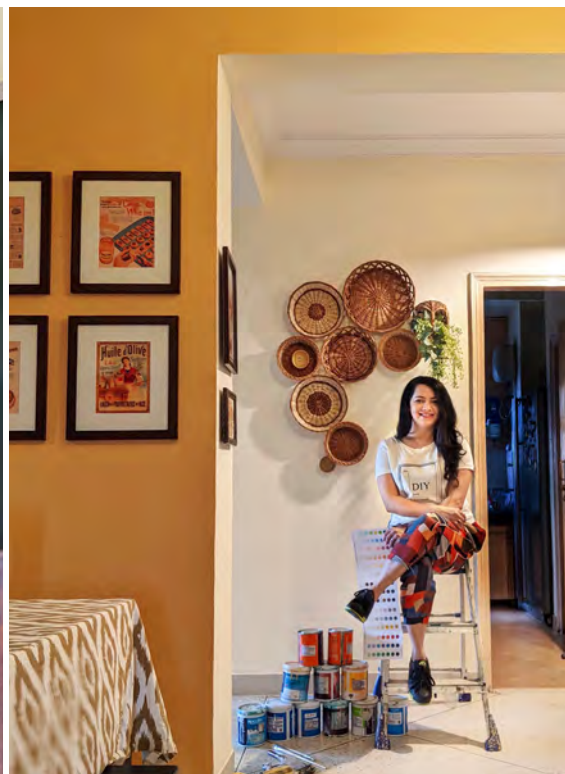
MOHICKA GUPTA

A brand marketing consultant and a popular decor blogger (@cosyquirk), Mohicka's home is a quirky take on cosy living. She is an avid DIY enthusiast and has renovated her home singlehandedly during the lockdown.

.....

PAINT YOUR WALLS

Mohicka Gupta took up the exciting but unplanned foray into painting walls around her house by herself. She feels it is still one of the most gratifying contributions she may have possibly made in the journey of making the house, uniquely her home. Mohicka advises to estimate, plan and forecast your needs before you purchase your supplies, so you do not run out of paint in the middle of a wall, and struggle to find the exact same shade again. The amount of light a space receives both naturally, and artificially, should be accounted for alongside space and functionality when deciding on your colour palette.



LIVING WITHOUT CONSTRAINTS

Maximise the way you live with these basic space-saving ideas. From colours and furniture to organisers and design tricks...here are the solutions to your space constraints

FEATURE **AVRIL NOEL D'SOUZA**



BARO DESIGN



STUDIO COVERS

COLONIAL COLLECTION

“DON'T BE AFRAID TO PAINT THE ENTIRE ROOM, CEILING, WALLS, MOULDING, ETC THE SAME COLOUR, TO CREATE DEPTH IN SPACES. WALLS APPEAR TO RECEDE, ENLARGING THE SPACE AND FLAWS FADE AWAY. THIS DRAWS THE EYE UPWARD.

— **Priti Tatiya**, Founder and Creative Director, PTA Designs



PROJECT BY OPENIDEAS; PHOTOGRAPH BY ISHITA SITWALA

COLOURS

What can we say about the power of colour...applied wall and you can create the illusion of space or draw the eye away from unsightly corners and awkward areas. White is misunderstood as a bland but ask any designer and they will swear by its potency. It attracts light and reflects it throughout your home. It helps illuminate small, medium or large spaces like no other power tool can. The trick is to find balance and work a combination of soft and strong.



PROJECT BY PAN DESIGNS; PHOTOGRAPH BY ISHITA SITWALA



PROJECT BY JOSMO STUDIO; PHOTOGRAPH TALIB CHITALWALA

PROJECT BY JOSMO STUDIO; PHOTOGRAPH TALIB CHITALWALA

“

IT IS GREAT TO SEE SMALL SPACE DWELLERS MOVE AWAY FROM TRADITIONAL DESIGN RULES TO EMBRACE THEIR OWN SENSE OF STYLE. A FUN MURAL, AS A DECOR TREATMENT, FOOLS THE EYE WHEN IT COMES TO THE SIZE OF A ROOM.

— Priti Tatiya, Founder and Creative Director, PTA Designs



PROJECT BY JASON WADHWANI; PHOTOGRAPHS PULKIT SEHGAL

DESIGN TRICKS

Planning the design of your small space could be challenging. The odds may be stacked up against you, but that just might lure you into dreaming up ways to create more space. Embrace this challenge. Amplify space with a curation of reflective surfaces and see-through glass. Position mirrors, either floor or wall designs, to help direct more light inwards. Do a test run before you go ahead and nail in the final position... this helps to understand how better to exaggerate that profusion. Glass partitions open a space as well.



HANDS CARPETS



DASH SQUARE



PLUSCH

“

MODULAR AND DUAL-PURPOSE
PIECES OF FURNITURE CREATE
A SEAMLESS EXPERIENCE IN
SMALL SPACES. THEY PLAY
A KEY ROLE IN OPTIMISING
SPACE, WHILE NOT
COMPROMISING ON FUNCTION
AND THE DESIRED LIFESTYLE.


— Srikanth Varma, Founder
and Creative Director,
Esvee Atelier



SOURCES UNLIMITED



ELLEMENTRY



OTTOMO

FURNITURE

We love furniture that thinks on its feet. From modular pieces to dual purpose designs, the right shape, size and materiality, plays to the strengths of your space, as opposed to exaggerating the limitations you face. A slender bookshelf fits into narrow areas and transforms a relegated corner into a functional spot. Furniture is not only to sit on or store things in...it can add to the overall functionality. We have seen pieces of furniture connect spaces. A room divider or a console, when placed smartly works as a demarcator. Go beyond the obvious needs and think of ways you can create more dynamics in your home.



FLIPKART



DASH SQUARE




PLUSCH

“
EVERYTHING ONE DOES
SHOULD REPRESENT BEAUTY.
EVEN SMALL SPACES DESERVE
PROFOUND DESIGN. WELL-MADE
ORGANISERS CAN DRAMATICALLY
HELP SET THE TONE OF ONES
HOME AND CAN BE SPOTTED
FROM A DISTANCE.

— Tulika Bhatnagar,
Founder and Creative Director,
Parrot and Lilys



MANGROVE COLLECTIVE



PARROT AND LILY

ORGANISERS

We call organisers the mighty solution bearers. They take a big load off when it comes to keeping the peace at home and finding that sweet spot between everything we need versus what we have! Given the lockdown and the fact that everyone is at home, organisers keep things in place for when you need them next...so no running around in circles. And, they are crucial for small spaces. They help us live a bigger life that is healthier and clutter-free. From work desk organisers to kitchen top solutions, even arts and crafts and key-holders...look around your home and once you spot all the things that are lying around, well, without a home, work towards creating an address for them to stay put at. Whatever it is you are passionate about...be it cooking, fashion, home styling, etc, think of ways to simplify your movements around them.



OTTIMO



BAAYA

AN INDIAN MIDSUMMER DREAM

To create this tropical-styled home, Tanushri Dalmiya combines vernacular arts and crafts with sustainable design practices. Witness how this Chennai home ingeniously celebrates the best of India just as our ancestors used to

FEATURE **AVRIL NOEL D'SOUZA**
PHOTOGRAPHS **ISHITA SITWALA**



TANUSHRI DALMIYA

Founder, Vayam

Architect and founder of Vayam, Tanushri Dalmiya is on a steadfast crusade...at the heart of all her designs is the focus to champion Indian arts and crafts, explore local materials and encourage vernacular talent. She is the bright face of Indian design looking inwards for inspiration. In the pursuit of her cause Tanushri doesn't compromise on high-quality design and detail and this 4,300sqft home in Chennai is a testimony to that.



Taking us through the dining area, Tanushri details out the design for us, "The dining is brought together by natural light grazing a three arched antique teal wood jaali that defines the space. Crafted with upcycled carbon from the environment, the differently patterned floor tiles are mesmerising. We love how Tanushri makes crafts a highlight here: The Nakashima inspired live-edge table paired with a bench and chairs dressed in wine and olives, contrast wonderfully with artisanal perch lights, reimagined in textures of banana paper."





“OUR DREAM WAS TO CREATE A SOCIALLY RELEVANT HOME, ROOTED IN A TROPICAL CONTEXT WITH A CONSCIOUS FOOTPRINT. THIS CAREFUL DESIGN PROCESS GUIDED OUR CHOICE OF MATERIALS.

— Tanushri Dalmiya, Founder, Vayam

This project came to Tanushri in June 2020, when Tamil Nadu was in lockdown. Considering the tough times many were facing; the architect wanted the design process to integrate crafts people so as to rebuild livelihoods. She says, “It was a no-brainer to turn to our local artisanal communities...the original custodians of traditional crafts.” Tanushri’s Vayam, tied up with a women collaborative in Kabini who worked extensively with banana bark to create fibres...as a result, this home has rugs, planters, light fixtures, and more created from it. She further tested the strength and went on to screen print decorative pendant lights. This approach to advocating a humble material is inspiring.





GIVEN ITS TEMPORARY NATURE, THE BUDGET WAS TIGHT. WE DIRECTED IT INTO “EASY TO DISMANTLE AND SHIFT” ITEMS WHILE ENSURING A LUXE FEEL WITHIN COST-EFFECTIVE MEANS.

— Tanushri Dalmiya, Founder, Vayam



Completed in the latter half of 2020, architect Tanushri Dalmiya of Vayam worked remotely from Bengaluru to complete this 4,300sqft home in Chennai, Tamil Nadu. To champion the outside-inside narrative, she did away with visible limits...so, trees and plants are inside, furniture and cushions are outside. She says, “In a humid climate like Chennai, greenery played a pivotal role. The house had ample scope for landscaping on all sides and allowed us to bring down the exterior walls that flushed the home with natural light and unobstructed views of foliage. The interior walls were brought down strategically to allow for continuous movement between the living, family and dining with all three spaces opening outdoors to shaded verandah’s. The choice of furniture was critical to this tropical narrative.”

Part of the brief given to Tanushri by her client’s, a young couple and the owners of a sustainable lifestyle brand, was to be mindful of the materials used. As a result, the home embodies the essence of sustainability and stands as an ode to natural/materials in design.

Crafted with Love

Moving homes is tough, moving from a spacious bungalow to a compact apartment is even more so. Architect Rasneet Anand designs a functional and warm home for her parents to make the transition in style

FEATURE **AVRIL NOEL D'SOUZA** PHOTOGRAPHS **PULKIT SEHGAL**



After five decades of living in a sprawling bungalow in Khar, Mumbai, architect Rasneet Anand's parents shifted to a compact apartment in Santacruz, Mumbai, and she was tasked with making the transition a seamless one. For



Rasneet, the challenge was designing a narrative that emulates the openness of a bungalow within the boundaries of a 1,450sqft space. While the unspoken challenge was in capturing the essence of a homecoming in this new pad.



The original bones of this home had large windows so the interiors always had an abundance of light. Furthermore, the square floor plan of this apartment came as a bare shell with no restrictions on how it had to be planned. Rasneet used all these elements to her advantage and ensured equitable distribution of openness in every room as well as a linear living room. The result is airy, bright and expansive.

GROWING UP IN A BUNGALOW MADE DECADES BEFORE MY TIME, I WANTED TO DESIGN A HOME FOR MY PARENTS THAT ALIGNED THEIR INDIAN STYLE INCLINATIONS WITH A MODERN OUTLOOK.

— Rasneet Anand, Founder, Rasneet Anand Design





RASNEET ANAND

Founder, Rasneet Anand Design

After completing her Bachelors in Architectural Design in 2014 from BSSA, NMIMS, Rasneet Anand worked under the tutelage of Shabnam Gupta and Richa Bahl, both "alpha females" (as she refers to them, her mentors). They played a key role in inspiring her progress. Rasneet enjoys working on functional yet aesthetically pleasing interior design projects. She started her boutique design studio in 2018 with the aim to move away from the token understanding of luxury design and bring a detail-oriented approach and modern outlook to her projects.



MY PARENTS LOVE SOFT VIGNETTES, SO I AVOIDED TOO MUCH COLOUR. WE CHOSE SOOTHING TEXTURED WALLS WHERE COLOUR WAS ADDED VIA ART AND UPHOLSTERY ON AN OTHERWISE NEUTRAL PALETTE.

— Rasneet Anand, Founder, Rasneet Anand Design



As her parents were used to large uninterrupted spaces, Rasneet pushed the dining area to a corner to maximise the living area. By doing so, she was able to introduce a custom designed swing in the centre of the room which today is the most loved seat in the home. Sustainably embroidered panels created by the local artisans of Kutch from Mori design act as a focal point behind the swing.



SOFT VIGNETTES

For a joint family of three generations, Raahaat Versey Makani converts two apartments into one sprawling 2,800sqft home in Indore

FEATURE **AVRIL NOEL D'SOUZA**
PHOTOGRAPHS **PIXCEL CRAFT**
(**RAVI CHOUHAN AND SAPNA JAIN**)



Raahaat Versey Makani, Founder, House of Arrah, had a lot of expanses to play with. She converted two apartments, (a three-BHK and two-BHK), into a functional, thoughtful home with an open-plan design in response to the individual needs of each member of this three-generation joint family. The architect drenched her palette in a combination of warm and cold tones, and further colluded to the scheme by introducing form-based pieces of furniture.



RAAHAAT VERSEY MAKANI

Founder, House of Arrah

Young, enthusiastic, and brimming with brilliant ideas, Raahaat Versey Makani founded House of Arrah in 2019. Since inception, this design atelier has crafted detailed-oriented commercial, residential and hospitality projects. Raahaat completed her B.ARCH degree at Rizvi college of architecture, Mumbai. She aims to fabricate a new lexicon in design that combines function and style, while introducing colour into the mix. For this Indore-based home, we witness this philosophy come to life!



ALL MEMBERS OF THIS THREE-GENERATIONAL FAMILY LOVE READING. IN RESPONSE, WE CREATED A LARGE LIBRARY IN A SOOTHING BLUE TONE THAT ANY BIBLIOPHILE WOULD LOVE RETREATING TO.

— Raahaat Versey Makani, Founder, House of Arrah





The ambience shifts from each room. Raahaat has devised custom looks as per the members who spend the most time there. While living areas bask in neutral tones, delicate floral details and functional furniture pieces, private areas witness either bright and joyful narratives or elegant and muted scapes. Raahaat has built a home that celebrates family while creating pockets of retreat.



Simple Symmetry

For this apartment in Gurugram, Priyanka Singh introduces an intuitive design lexicon that is high on functionality and style

FEATURE **AVRIL NOEL D'SOUZA** PHOTOGRAPHS **LATENTIMAGE.IN (JAGJIT SINGH)**





PRIYANKA SINGH

Founder, Chalk Studio

Creating innovative designs with space-savvy storage solutions is the inspiration for interior expert and designer Priyanka Singh, the founder and head designer at Chalk Studio, an interiors design firm. She is a proud alumnus of Parsons and her experience of working with internationally renowned firms like Tihany Design and Rockwell Group in New York, has played a key role in the successful completion of more than 40 projects within two years. That's a remarkable track record if you ask us!



Priyanka Singh, Founder, Chalk Studio, was roped in to showcase the potential of this 2,100sqft sample apartment in Gurugram. In response to the brief, she crafted a minimal, neutral palette with statement accessories like modern chandeliers, light fixtures and art. To further create a versatile narrative she maximised the space with bespoke built-ins, storage nooks and multifunctional furniture to utilise every sliver of space.




About the inspiration Priyanka says, "Creating innovative designs with space-savvy storage options was the focus. We wanted to amplify the simplicity of it with symmetry and furniture that was understated, elegant and functional. Since this apartment is an example of what the potential homeowners could create, we crafted an open and generous plan."



“

THE DESIGN OF THE RESIDENCE KEEPS FUNCTIONALITY AT ITS CENTRE. WE WANTED TO CREATE A COHESIVE SPACE WITH AN UNCLUTTERED VIBE.

— Priyanka Singh, Founder, Chalk Studio



BEST OF TWO WORLDS

Designed by Ritika Rakhiani, this 1,800sqft New Delhi home enables its owners to fondly reminisce over their travels across Europe while honouring their personal preference for a minimally-styled residence

FEATURE **AVRIL NOEL D'SOUZA** PHOTOGRAPHS **AVESH GAUR**



THE CLIENTS WANTED THEIR HOME TO REFLECT THE AESTHETIC THEY DISCOVERED DURING THEIR TRAVELS AROUND EUROPE WHILE INSISTING ON A SUBTLE SETTING. TO MARRY BOTH, WE PICKED ON A VICTORIAN STYLE WITH MINIMAL INTERVENTIONS IN TERMS OF COLOUR AND MATERIAL.

— **Ritika Rakhiani**, *Founder, Urban Mistrii*



RITIKA RAKHIANI

Founder, Urban Mistril

Urban Mistril is a young multi-disciplinary design studio started by architect Ritika Rakhiani in August of 2019. Talking to us about her design atelier she says, "We believe that the built environment significantly contributes to the growth and well-being of its users, and hence each design is developed through multiple factors resulting in a strong concept. We address each project as a diverse opportunity—with its specific requirements which develop into unique experiences."



Located in South Delhi, this three-bedroom apartment is owned by a young lawyer-couple. After moving back to India, they wanted their home to reflect the European design sensibility experienced during their travels. Ritika decided to develop the architectural elements of this home around a Victorian theme. To mellow the maximalist characteristics of this style, she selected earthy materials, cool colours and included fresh plants throughout the house.





DUE TO SPACE LIMITATIONS, WE FOCUSED ON CREATING AN OPEN FEEL BY INTRODUCING INLETS OF NATURAL LIGHT. THE USE OF MINIMALISTIC COOL COLOURS MADE THE HOME APPEAR LARGER, AIRIER.

— **Ritika Rakhiani**, Founder, Urban Mistrii

The theme is evident here. From the white walls with geometric mouldings on the dado, subtle ornamentation on the wall hangings to floral artwork and upholstery as highlights. The wooden beams, flooring, and furniture offset the minimal elements in a contrasting tone. Hanging and potted plants, copper finished light fixtures, teal coloured sofa, and a grey-blue buffet add to the scheme.



ELEGANT MUSINGS

Completed in June this year, AUM Architects crafted a luxurious residence in Mumbai while addressing their client's ergonomic needs

FEATURE **AVRIL NOEL D'SOUZA** PHOTOGRAPHS **PRASHANT BHAT**




Geometry is at the heart of this 1,682sqft home in Mumbai. Architect Manish Dikshit takes us back to our math's classes...but this is one lecture we are all too keen to attend. He craves out circular portions in walls, creates titillating inclines on the ceiling, crafts rectangular pieces of furniture, and plays with patterns to create a narrative that is layered with dynamic prowess. Manish is bold when it comes to creating visual demarcations between spaces, his materials of choice oscillate between scaled up panelings to minimal colour tones that help in the differentiation.



MANISH
DIKSHIT

Founder, AUM Architects

Architect Manish Dikshit is joined by architects Nachiket Borawake and Sonali Pandit, and together they helm Aum Architects. This design atelier is a leading consultant in interior design and architectural services in India and around the world. With their dedicated and passionate team of architects and designers, they have spearheaded over 120 projects spanning across 10 countries including UAE, Singapore, and Spain.



THE BARE SHELL OF THIS APARTMENT HAD LARGE WINDOWS AND PANORAMIC VIEWS. PLANNED ZONING HELPED SOLVE ALL ERGONOMIC PROBLEMS WHILE CREATING OPPORTUNITIES FOR UNIQUE DESIGN ELEMENTS.

— **Manish Dikshit**, *Founder, AUM Architects*



The careful planning of this three-BHK home is helmed on the philosophy that ergonomics should be given top priority...and behind all the flourishes and style tricks you see here, is a functional approach to design that addresses the homeowners requirements. Each space required an intuitive design. Manish elaborates, "The planning needed us to carve out three bedrooms with ensuites, a multi-purpose media room that doubles as a guest bedroom, a large living-dining room and a kitchen with attached quarters." Kudos Manish, this home is highly functional as it is stylish.

ABCD

Artychoke www.artychoke.co
Baaya www.baayadesign.com
Baro Design www.barodesign.com
Beyond Designs Home www.beyondesign.in
Beyond Designs www.beyondesign.in
Bonasila www.bonasila.com
Carpet Kingdom www.carpetkingdom.in
Chumbak www.chumbak.com
Colonial Collections
www.colonialcollectionsindia.com
DASH Square www.dashsquare.com

EFGH

EMERY STUDIO
www.instagram.com/emerystudio.in
Ellementry www.ellementry.com
Fabindia www.fabindia.com
Flipkart www.flipkart.com
Gulmohar Lane www.gulmoharlane.com
Hands Carpets www.handscarpets.com

IJKL

Inhabit www.inhabit.in
Iqrup + Ritz www.iqrupandritz.com
Josmo Studio www.josmostudio.com
Le Jahaan *connect via Instagram @le.jahaan

MNOP

Maishaa www.maishaa.com
MADS Creations www.madscreations.in
Mangrove Collective
www.mangrovecollective.in
Mirania Luxury www.mirania.in
MJ Label
 *connect via Instagram @mj_with_love
Orange Tree www.orangetree.in
Orvi Surfaces www.orvi.com
Ottimo www.ottimo.in
Parrot and Lily www.parrotandlily.com
Plusch www.pluschliving.com

QRST

Sanjyt Singh www.sanjytsingh.com
Serein Decor www.sereindecor.com
Sources Unlimited
www.sourcesunlimited.co.in
Studio Covers www.studiocovers.co
Tessera India www.tesseraindia.com
Tisva www.lightsbytisva.com

UVWXYZ

UDC Homes
 *connect via Instagram @udchomes
West Elm www.westelm.in



GoodHomes INDIA