

# INDIA GoodHomes

GOOD DESIGN CHANGES EVERYTHING

A Times of India Publication  
VOLUME 13 ISSUE 12 MARCH 2021

@goodhomesmagazine  
@goodhomesmagazineIndia  
@goodhomesindia

## WOMEN ON OUR MIND

*From bold forms to delicate lines, our pick of the season's most arresting designs*

## THE CHEFS' SPECIALS

Aditi Dugar  
Akanksha Saigal  
Freny Fernandes  
Karishma Sakhrani  
Manpreet Dhody  
Maya Pereira Sawant  
Snigdha Manchanda

## REAL HOMES


From Udaipur to Mumbai, then Bengaluru, Calicut and finally Calgary

## Play Dress-up

STEP UP THE CELEBRATIONS WITH DECOR ADVICE FROM THE EXPERTS

## A COUPLE OF GOOD LOOKS

*The prettiest bedroom setups specially styled for you by the SPACES Chief Style Officer*



MW52210301

# UNRAVEL THE TRUE FUNCTION AND DESIGN OF ALUMINIUM IN DOORS & WINDOWS

By combining the intrinsic benefits and quality of premium materials with engineering excellence, AIS Windows range of aluminium doors and windows bring contemporary elegance to your spaces.



**Windows**  
uPVC & Aluminium



Use code **WINDOWS25**  
to avail upto

**25% discount.**

To avail discount, you need to  
contact our Toll Free No.

## THE ALUMINIUM APPEAL



Sleek  
Sight Line



Wide Range  
of Applications



Structurally  
Strong



Modern  
Aesthetics



Durable



Minimal  
Maintenance



Recyclable  
Material



Wide Range of  
Design Choices



Consult Our Experts: **1800 103 4805**

[www.aiswindows.com](http://www.aiswindows.com)

# CONTENTS

MARCH 2021



08



14



09



## 08 SHOPPING

- 08 MOODBOARD OF THE MONTH
- 09 GET THE LOOK
- 10 HOT RIGHT NOW
- 11 PRODUCT OF THE MONTH
- 14 WISHLIST

## 16 LAUNCH PAD

New launches, everything hot, whatever's not.... All that makes our lives simpler. We tell you first!



**Good Homes** INDIA  
GOOD DESIGN CHANGES EVERYTHING

A Times of India Publication  
VOLUME 13 ISSUE 03 MARCH 2021

### WOMEN ON OUR MIND

From bold forms to delicate lines, our pick of the season's most arresting designs

### THE CHEFS' SPECIALS

Aditi Duggan  
Akanksha Saigal  
Froya Fernandes  
Karsiloma Sakhrant  
Manpreet Dhody  
Maya Pereira Sawant  
Sangeeta Manuanda

### REAL HOMES

From Ludhiana to Mumbai, then Bengaluru, Calicut and finally Coimbatore

Play Dress-up  
STEP UP THE CELEBRATIONS WITH RECCO'S ADVICE FROM THE EXPERTS

### A COUPLE OF GOOD LOOKS

The prettiest bedroom setups specially styled for you by the SPACES Chief Style Officer

### THE COVER

ART DIRECTION SHALAKA SHINDE  
STYLE ANKITA RAI PHOTOGRAPHS HARSHIT VERMA  
FEATURE AVRIL NOEL D'SOUZA

# CONTENTS

MARCH 2021



## 20 SPECIAL FEATURE

### 20 GETTING IT RIGHT: THE PERFECT PARTY DECOR

Get inspired and plan every detail of your celebrations.

### 24 SEVEN CHEFS, SEVEN RECIPES

The leading women chefs of our country share their favourite recipe

### 32 ONE BEDROOM: TWO LOOKS

In collaboration with SPACES, our cover story proves that the ultimate bedroom transformation is possible

Get your fix of colour, design and style

## 36 HOMES

### 36 THE AGE OF MAXIMALISM

This Udaipur home by Beyond Designs celebrates a rich material palette



### 46 TREADING THROUGH TIME

Mid-century, modern and traditional elements are married in this Calgary by Alykhan Velji



### 54 A HOUSE OF FUNCTIONAL AESTHETICS

For this home, AUX Design Studio channels a simple narrative, punctuated with rich materiality

### 60 ECLECTIC IN SOUL

A tropical paradise designed by Studio Stimulus

### 68 HOMESPUN COMFORT

Insitu creates a home that is in constant state of evolution

### 76 A CONFLUENCE OF COLOUR

Inspired by vibrant colours, this home by RC Design Studio tames the rainbow



### 84 CALICUT CHIC

With this home, Artystry proves that comfort and luxury can cohabit



# DOWNLOAD YOUR FAVOURITE MAGAZINES FOR FREE!

Stay Indoors. Stay Safe.



[worldwidemedia.in](http://worldwidemedia.in)

# NEXT ISSUE

The heat is on...our April issue is our summer special. From homes and style to food and more, we decode how to bring the cool and calm of the winters back home.



## STATEMENT OF OWNERSHIP

Statement about the ownership and other particulars about newspaper entitled GoodHomes as required to be published in the first issue of every year after the last day of February.

### FORM IV (SEE RULE 8)

**1. Place of Publication:** The Times of India Building  
Dr. D. N. Road, Fort, Mumbai 400 001

**2. Periodicity:** Monthly

**3. Printer's name:** Mr. Joji Varghese for the Proprietors,  
Worldwide Media Private Limited  
Nationality: Indian  
Address: The Times of India Building,  
Dr. D. N. Road, Fort, Mumbai 400 001

**4. Publisher's name:** Mr. Joji Varghese for the Proprietors,  
Worldwide Media Private Limited  
Nationality: Indian  
Address: The Times of India Building,  
Dr. D. N. Road, Fort, Mumbai 400 001

**5. Editor's name:** Ronitaa Italia  
Nationality: Indian  
Address: The Times of India Building,  
Dr. D. N. Road, Fort, Mumbai 400 001

**6. Names and addresses of individuals who own the newspaper and partners or shareholders holding more than one per cent of the total capital as on February 28, 2021 in the company-**

**Worldwide Media Private Limited** (Owner), The Times of India Building, Dr. D. N. Road, Mumbai 400 001.

**Bennett, Coleman & Co. Limited** (Shareholder holding more than 1% of total capital), The Times of India Building, Dr. D. N. Road, Mumbai 400 001.

I, Joji Varghese, hereby declare that the particulars given above are true to the best of my knowledge and belief.

(Joji Varghese)  
Date: March 1, 2021  
Signature of the Publisher

# GoodHomes

**CEO**  
DEEPAK LAMBA

**EDITOR IN CHIEF**  
RONITAA ITALIA

**Associate Editor** Avril Noel D'souza  
**Senior Features Editor** Tina Thakrar  
**Senior Digital Writer** Nitija Immanuel  
**Senior Editorial Coordinator** Harshal Wesavkar  
**Deputy Art Director** Shalaka Shinde  
**Senior Graphic Designer** Anushree Kumar

**Chief Financial Officer** Subramaniam S.  
**Head Human Resources** Meghna Puthawala  
**Publisher** Joji Varghese  
**Experiential Marketing** Aakash Mishra  
**Content Studio** Vidyut Patra  
**Head Marketing** Priyadarshi Banerjee  
**Head Digital Solutions**  
**Marketing Manager** Chandni Chopra

**BUSINESS DIRECTOR**  
SUNIL WUTHOO

### BRAND SOLUTIONS

**WEST**  
MUMBAI  
**Vice President**  
- **Brand Solutions & Business Head**  
- **Femina Salon & Spa**  
**Gautam Chopra**  
gautam.chopra@wwm.co.in

**PUNE**  
**Ekta Dang**  
ekta.dang@wwm.co.in  
**Aditi Shrivastava**  
aditi.shrivastava@wwm.co.in

**AHMEDABAD**  
**Kamal Rajput**  
kamal.rajput@wwm.co.in

**NORTH**  
**Vice President & Sales Head**  
- **Long Format Content**  
**Anjali Rathor**  
anjali.rathor@wwm.co.in

**JAIPUR**  
**Pushpesh Sood**  
pushpesh.sood@wwm.co.in

**EAST**  
**Assistant Vice President**  
**Alka Kakar**  
alka.kakar@wwm.co.in

**Bijoy Choudhary**  
bijoy.choudhary@wwm.co.in

**SOUTH**  
**Vice President - South & Business Head**  
- **Femina Tamil**  
**Pravin Menon**  
pravin.menon@wwm.co.in

**CHENNAI**  
**Karthik D**  
karthik.d@wwm.co.in

### SUBSCRIPTIONS

**Asha Kulkarni**, Manager Marketing  
asha.kulkarni@wwm.co.in

**Associate General Manager (RMD)**  
**Sakshi Kate**, sakshi.kate@timesgroup.com

**Editorial Enquiries** goodhomes@wwm.co.in

**FOR SUBSCRIPTIONS**  
**Online:** mags.timesgroup.com  
**SMS:** GHSUB 58888  
**Mail:** subscriptions.wwm@wwm.co.in  
**Call:** 18001210005  
(All India toll free number)



GoodHomes takes no responsibility for unsolicited photographs or material. All photographs, unless otherwise indicated, are used for illustrative purposes only.

For marketing queries, e-mail goodhomes@wwm.co.in, For editorial queries, e-mail goodhomes@wwm.co.in

Printed and published by Joji Varghese on behalf of owners Worldwide Media Pvt Ltd, The Times of India Building, Dr DN Road, Fort, Mumbai 400001, and printed at Rajhans Enterprises, No 134, 4th Main Road, Industrial Town, Rajajinagar, Bengaluru 560044, and published at Worldwide Media Pvt Ltd, The Times of India Building, Dr DN Road, Fort, Mumbai 400001 Processed at Colour Processing, The Times of India Suburban Press, Kandivali, Mumbai 400101

All rights reserved worldwide. Reproducing in any manner without prior written permission prohibited

CIN: U22120MH2003142239



PHOTOGRAPH ABHEER DHANU

**WRITE TO ME** [goodhomes@wvm.co.in](mailto:goodhomes@wvm.co.in)  
**SUBSCRIBE** [mags.timesgroup.com/good-homes.html](http://mags.timesgroup.com/good-homes.html)

**FOLLOW US ON:**

**INSTAGRAM** @goodhomesmagazine

**FACEBOOK** @goodhomesmagazineindia

**TWITTER** @goodhomesindia

**LOG ON NOW** [www.goodhomes.co.in](http://www.goodhomes.co.in)

**For** the last couple of weeks, I've been super caught up with spring cleaning the loft in my mother's home. And guess what I've been getting waylaid by? Baskets and baskets of old photographs.

As enthralling as all the memories were, what caught my attention and piqued my interest was the rate at which my room had changed with me in the photographs. While in some, it had movie posters on the walls, there were others with graffiti and some others where my sister's money plant obsession was screaming for attention...and those elements made me smile in as much fond memory as the shabby-shaky snapshots of my sister and me crossing cutesy childhood milestones.

Having said that, it got me thinking. How the sight of spaces can evoke memories and bring on emotions. It's amazing how a home is a constant work in progress. I'm not really surprised – however, it IS incredulous how the look, feel, nature and functioning of the space evolves at par with our own personal evolution. And if it doesn't evolve, you will progressively reach a point where you'll want to move to a new home or go in for a complete design overhaul of your old one.

Either way, what's important here is that our evolution remains incomplete without our homes being part of it. I'd also like to look at it from the point of view that the way we live, and our lifestyle choices, are a distinct marker of how "evolved" we are today. Enough food for thought, this?

**RONITAA ITALIA**  
**Editor in Chief**



FURNITURE BY PARROT & LILY



KIKA TABLEWARE

# March



ARTYCHOKE

SARITA HANDA



BAEL BOTANICALS



MIMI HOMES



VILLAS OF MINT



ALL HOME LIVING



HARSHITA JHAMTANI DESIGNS

## Dusty Pink

Dusty pink is the new white. It pairs well with both sides of the colour spectrum - robust or bright tones, and we love how it can also be put to work as a neutral.

FEATURE **AVRIL NOEL D'SOUZA**

Shopping Guide on Pg 90

[Click here TO READ MORE](#)





CLARKE & CLARKE, AVAILABLE AT MAISHAA



1 Golden snitch pendant light, The White Teak Company.



2 Tableware by Bongio, Etreluxe.



4 Winged cushion, Art Age Pvt Ltd.



3 Side table, Bael Botanicals.

# Wings of Fancy

Bring the delicate fervour of all things butterfly into your home

FEATURE **AVRIL NOEL D'SOUZA**



7 Wood wall art by Wooden Mood, Pepperfry.



6 Magazine accent table, Artychoke.



5 Cupboard by Momenti, Ottimo.

Click here TO READ MORE

Shopping Guide on Pg 90

HOT RIGHT NOW



# ANATOMY OF A WOMAN

Powerful designs that venerate Eve

FEATURE **AVRIL NOEL D'SOUZA**



1 Bamboo mannequin\*, Rhizome Design Studio.  
 2 Cushions from the Mischievous series\*, Art Age Pvt Ltd. 3 Art work by Momenti\*, Ottimo. 4 Boobie tumblers\*, Slow Pottery. 5 Bust titled "In The Green Home Decor"\*, The White Teak Company. 6 Art titled "Queen of hearts"\*, Sanjyt Singh. 7 Desktop accessory by L'Objet\*, Emery Studio. 8 Ceramic heart planter\*, Lacuna. \*Prices on Request Shopping Guide on Pg 90

Click here  
 TO READ MORE



# THE JOY OF SIMPLE DESIGN

Inspired by the winding ascends of a tree, the Totem console is constructed using Japanese joinery techniques without screws or nails. It might look straightforward, but this is quite a complex design

FEATURE **AVRIL NOEL D'SOUZA**

## GROW TALL

Designed by Srikanth Varma of Esvee Atelier, the Totem console table is part of a limited series of handcrafted furniture constructed using Japanese joinery techniques. Srikanth creates a twisted design from solid teakwood that rises to support a single slab of wood. The design might look delicate and simple, but it can withstand great weight and the joinery details are almost invisible to the eye and touch. The little wooden birds sitting around the frame lend a fantastical, almost wonderland-like feel to this console.

*Shopping Guide on Pg 90*



# THE EVOLUTION OF YASMINE SVENSSON

TRACING THE DESIGN TRAJECTORY OF ONE OF ASIA'S INTERIOR DESIGN STARS: FROM THEN, TO NOW

WORDS AVRIL NOEL D'SOUZA



Before setting up Creative Heritage, Yasmine Svensson was a design nomad. She would go wherever fabulous design would call her...and that meant, she lived between Sweden, Los Angeles and London. But after 25 lovely years of living and experiencing design in such a wholesome and nurturing way, Yasmine decided it was time to go back home, and set up her roots. And hence, she shifted to Colombo, Sri Lanka and started Creative Heritage, a design atelier recognized the world over for its discerning approach to luxury living with a strong emphasis on spatial design.

Four years on, with several high profile projects and clients under her belt and an award for Best Luxury Interior Design Studio in Sri Lanka 2020 by The Luxury

Lifestyle Awards, her position as a leading designer with wide exposure to global interior design and a precise eye for luxury standards, is clear. With her fresh take on interiors, she is contributing to the change in status quo of a strong focus on classic colonial-styled interiors to a wider repertoire that includes contemporary classic as well as modern and minimalist styles.

We catch up with this exciting designer to hear more about her take on design. "Although as a designer I tend to favor simplicity in design, Creative Heritage doesn't work with one style but adapts to the client, the purpose and the space. We design with a focus on creating spaces that bring out the best features. More recently we worked quite a lot across classic contemporary

styles as we've been kept busy with many of the luxury apartments in the new Shangri La One Galle Face Residences- where typically clients as well as the finishes of the apartments lend themselves easy to a modern yet comfortable luxury interior'.

'We are currently working with the Mr and Mrs Smith boutique hotel Kalundewa Retreat, which was also named as Tatlers 101 best places to stay when they first opened their doors, to refurbish the amazing glass villas in a minimalist style! So, we are getting to use our broad creative spectrum'. Last year we ventured into broadening our commercial project scope from not only working with developers and hospitality but into offices, where we were designed and built the headquarters

of one of the largest Sri Lankan insurers. We also are designing many of their Branch frontages as well interiors. Other commercial projects we're undertaking include retail outlets and restaurants. We've already been active in Spa design where some years ago we designed the L'Occitane Spa at The Galle Face Hotel - an exciting project where we combined the traditional colonial of one of the oldest hotels in Asia with the soft palette of Provence."

Wow, such a formidable portfolio. It comes as no surprise that Yasmine is slowly but surely revolutionizing the designscape we live in.



# FIGURED OUT

One moment, woman is a warrior and the very next, a nurturer. We stand in constant awe of the sisterhood and everything each of you is capable of. Our bodies might take a beating along the way, but heck, these are battle scars and we proudly own them. Tanushree Singh is a Goa-based potter and this planter series is her reminder of this truth!

FEATURE **AVRIL NOEL D'SOUZA**

LACUNA



# YOUR DREAM HOME AWAITS YOU

DESIGNER KRSNAA MEHTA COLLABORATES WITH GODREJ'S U&USTO CUSTOMISE & CREATE DREAM HOMES EXACTLY THE WAY YOU IMAGINED



Godrej & Boyce, the flagship company of the Godrej group has announced a unique collaboration between renowned home interior designer Krsnaa Mehta, and U & Us, its professional home interior designing and solutions brand to co-create luxe and exquisite limited-edition homes and spaces with a holistic, integrated and re-imagined approach to all aspects of home designing. This new collaboration, Krsnaa Mehta Signature Homes by U & Us brings the best of both worlds to homeowners. Not only will they benefit from iconic designer Krsnaa Mehta's skills and signature style, honed over two decades but also with high quality bespoke interior solutions

and professional services using U & US' state-of-the-art visualization and customization technology platform. Imbued with a vision of 'home is where a story begins', Krsnaa Mehta Signature Homes by U & Us offers homeowners an ability to translate their persona and vision with style and panache.

Every room will be customized to high standards, completed with signature upholstery, wallpaper, and décor accents from the India Circus collection along with customized furniture curated by U&Us. "This collaboration in interior design is pioneering in its approach. At Godrej & Boyce, our constant endeavour is to elevate the value we provide to our customers. We have integrated our strengths in interior design, soft furnishings and furniture to provide our customers with bespoke home design." says Nyrika Holkar, Executive Director at Godrej & Boyce Mfg Co Ltd.



## MADE IN INDIA

Rebecca Reubens is a veteran product designer with two glorious decades of championing bamboo. Her label Rhizome Designs recently designed this side table with a vintage tagara as the top.

## Healthy Goodness

Through the lockdown, we've made several discoveries, Whole Nuts in Bhopal being one. Delicious, healthy and wholesome nuts, berries and fruits are available in their natural forms, or then flavoured or candied. Such an impressive line up!




## MARKET UPDATE

# Launch Pad

New launches, everything hot, whatever's not.... We tell you first!

FEATURE **AVRIL NOEL D'SOUZA**



## The Indomitable Spirit

Kajaria launches Step Stone Vitrified Step, a series for the staircase. These units come in a variety of colours and are designed for easy installation and high-durability. With a bull nose finish and anti-skid properties, these are crafted to prevent injuries. Other features are self-embossed tread lines, thickness of 12MM and water absorption <0.05%.



## Stylish Collab

An interesting pairing has caught our eye...Portico has collaborated with House of Misu, a popular lifestyle influencer, to curate a series for the bedroom. From vibrant to tropical, it's a symphony of colour!

Shopping Guide on Pg 90





We can't stop ogling at the Burnt series of planters from Hermosa Design Studio. The way plants and dazzling semi-precious stones partner to create stunning centerpieces, is our new favourite look.



## Style Diaries

The Pure Concept is a homegrown concept store and design studio that is steadfast changing the way we dress up our homes. William Morris, the international wall covering brand will now be available with the brand, and we can't contain our excitement.

## INSPIRED BY CONCRETE »

Please give a big round of applause for Jyamiti&Sea. Founded by Soumak Mukhopadhyay, this design is proving that concrete as a material is more than just a building essential. In the right hands, this reliable material can actually transform into works of art... and that's precisely what Soumak does. Creating works of art. From coasters and other table accessories, the self-taught designer includes startling pigments at the mixing stage to render these concrete designs their vivid colour tones. We love how this process is creating a new lexicon in terrazzo-inspired designs...what do you think?



Click here  
TO READ MORE

Pankaj Kumar, Founder, The [P] Factor, Goa.  
Location: Love Story, Baga. Designed & developed by The [P] Factor.

# DREAMER IN AN IGLOO

IN THIS EXCLUSIVE TETE-A-TETE WE CATCH UP WITH DESIGNER PANKAJ KUMAR, FOUNDING HEAD OF THE [P] FACTOR, A COLLABORATIVE DESIGN AGENCY BASED IN GOA



Sometimes the hustle and bustle of big city life can get a bit much. And we all need a holiday to escape from this mundane everyday. This the story of one inspiring man, who is living his best life every single day. Pankaj Kumar, Founding Head of The [P] Factor, a collaborative Design agency based in Goa, gets to do what he loves most, that is designing, in the state that brings home much peace, Goa. This enigmatic designer's firm is known to develop some exciting vacation homes across India, but he does so from the sun, sand and surf of this vacation destination... suffice to say, Pankaj knows a thing or two about the perfect holiday. In this rapid fire round, we get talking with him and here's what he has to say:

**Pankaj, according to you what are the elements that make a house a home:**

It starts when you connect with every corner. You may find a space for every mood. It's the vibes that makes the difference.

**Elegance to you:**

Simple and minimalist

**And what about colour:**

Colour encourages visual communication...something that transports your mood. I feel it's constantly on the move.

**Art to you:**

To me art is an affair with your fantasy. Never stop dreaming!

Before we move on, we are curious about the overall design scape of Pankaj's work. We ask him about his design language and an interesting trend that is there in all his projects. He quickly shares, "I am always fascinated with black and shades of grey. Most of my projects are rich in its external spaces and bold textures." And how would he best describe the inspiration for his work? He replies, "Our observations and experiences continue to influence our perspective. Thoughts are an outcome of our connect with the subject. A beautiful design may inspire to get the best out of us. A well-lit verandah may just create those awesome vibes to smile a little extra, an incentive to be your best. Discipline is in the Chaos." Okay, let's continue with the rapid fire, shall we?

**A strong trend that you are celebrating?**

Diminishing or blurring the lines between exteriors and interiors.

**As a curator, what is the first element you bring into the canvas?**

Beautiful outdoors. The journey begins where you enter.

**Why are you a designer?**

I'm still trying to figure out if I would like to be boxed-in and limited. Labels are a matter of perspective.

**If you had to describe yourself in just one word, what would it be?**

Dreamer in an igloo. Ok! That's four words. But it's important to have some madness in the midst of sanity. This makes for

interesting conversations when you grow older.

**Advise for aspiring designers?**

Dream. Believe. Be little mad though. Madness is the key ingredient to our sanity. And you don't have to explain when you grow old.

**Who and what inspires you?**

Freshness, boldness, the unexpected, role reversals, subtlety. Noise can wait. Let there be some music.

We cut through the session as our curiosity is piqued. From the beginning of his journey as the founder of The (P) Factor to now, how has he evolved along the way. "There is a possibility to every dream or an aspiration. That makes the journey exciting and worthy of exploration. Of course, endorsement follows just to reinforce our belief in everything we do." Beautiful words, and very inspiring, wouldn't you say? We dig a little deeper to ask him when it comes to design what he believes in? Once again, we stand impressed, "Romanticise with everything that's your playground." We carry forward with the rapid fire, as that reveals some gems of inputs from Pankaj.

**Mentors you wish to talk about, and how they've contributed to your journey thus far?**

In Design, every common man or a critic is your mentor. So I always have my ears wide open and never shut my eyes. I listen, absorb, think, imbibe and deliver. Constantly!

**What are the biggest hurdles you face in today's design times?**

Commerce is in the driving seat. Art and science are the backbenchers. But "Not everything that counts can be counted and not everything that's counted truly counts." Einstein said so.

**What does the future hold for you?**

I can sense many more lovely houses in Goa, Mumbai, Nilgiris, and maybe even Kerala. Also, a beautiful film for sure – very soon. It is a work in progress. But then again, who knows what the future truly holds?

**And finally, what kind of design do you want to see in the future?**

As spaces blend and homogenise, I think there will be a thinning of the line of urbanisation between rural and city living.

Pankaj walks the talk. In our rapid fire we learn that the designer advocates a lifestyle that is truly evolved in nature. From the materials one uses to create home, to the soul of a home. We ask him what the need of the hour and he says it's to slowdown and take few steps back. Nature has been taken too much for granted. We agree with him wholeheartedly. And Pankaj's reverence for nature is obvious in the material palate he uses... from natural-textured stones, terrazzo, and brass...his arsenal is earthy and rooted. Pankaj bids us adieu on a soulful note, he says, "Good design is like a window to someone else's world of imaginations. It leaves you with lot of thoughtfulness and inspired to write a similar story."

# Getting it right: The perfect party decor

Be it intimate or lavish, party decor should be as magical as the people and occasion you are celebrating. We go behind the scenes to three real parties to bring you inspiration, straight from the wedding planner to the hostess, and finally the bride herself

FEATURE **AVRIL NOEL D'SOUZA**



PHOTOGRAPH COURTESY THE A-CUBE PROJECT



## AMBIKA GUPTA

Before founding The A-Cube Project, Ambika graduated in Biotechnology Engineering, acquired a Master's degree in Mass Communication, and trained as a master florist in London and Berlin. Eight years since, she designs weddings and has addressed international summits.



PHOTOGRAPH COURTESY THE A-CUBE PROJECT

## A Blooming Romance

*Ambika guides us on where to start. "The idea is to always play with the aesthetic of the place/venue and tie it with an emotion, a memory, a personal reference and narrative that means something to the couple. At The A-Cube Project, we always strive to make the design aesthetically exquisite, unique, and relevant, all at once." Taking inspiration from this bespoke narrative, plan your wedding to reflect your cherished memories. ▶*



“  
I love weddings with a story. Recently, I designed the wedding of actor Kajal Aggarwal, and Kashmir became one of the key themes as it was part of the groom's heritage.  
— Ambika Gupta,  
Founder and Creative Director,  
The A-Cube Project



“  
As this was a sit-down dinner, we kept fresh flowers to a minimum, focused on light decorations to punctuate our vintage-inspired English setting, and played with a dusty pastel colour scheme.

— Sharmila Patil,  
Photographer and Blogger



## SHARMILA PATIL

Sharmila Patil is a photographer and blogger known for her massive Instagram following. Her blog is filled with artistic vignettes of her house and family. She has learnt to admire the little things and that's what brings her much joy...sunset walks on the beach, window shopping, etc.



## Celebrating Milestones

*Sharmila strongly believes that every birthday is a milestone, as it signals the evolution of a person. Having said that, she, along with her family, wanted to go beyond the expected and created a fairytale celebration for her mother-in-law's 60<sup>th</sup> birthday. As Diwali had just gotten over, the family was sure they didn't want an Indian theme. "60 momentous years is a very special milestone and we went all out to make this a dreamy celebration."* ▶



“  
 We got married bang in the middle of the pandemic. That meant a restricted guestlist. We were blessed to be able to execute all the functions like mehendi and Sangeet, haldi and nikah, surrounded by flowers.  
 — Zoya Merchant, Founder, Mazo



### ZOYA MERCHANT

Interior designer Zoya Merchant is the founder of the design atelier Mazo. Aside from residential interiors, Zoya is also passionate about product design. Her firm belief in mindful living guides her through most of her projects.

### Intimate Gatherings

*Zoya is a firm believer in making memories...and even before Covid-19 could take over, she knew she wanted her wedding day to be a wonderful, fun and memorable affair. The decor played a big part in making it all happen. The wedding grounds were lined with large chandeliers and draping flowers for a surreal and fairytale-like vibe. Earth colours, fresh flowers and cascading bouquets made it her dream wedding!*

MEHENDI DECOR: THE PINATA PROJECT  
PHOTOGRAPHS: WEDDINGRAMS AND DIVYAM MERHOTRA



FOOD



# *Seven chefs, Seven recipes*

When they are not busy heading commercial kitchens, these chefs are creating delicious recipes at home. We get seven of India's most prominent women chefs to share their favourite recipes with us!

FEATURE **AVRIL NOEL D'SOUZA**



## **FATTOUSH SALAD**

### **INGREDIENTS**

#### **For the Cake Base**

- 180g pearl couscous
- 3–4 large heirloom tomatoes, diced
- 5 mini cucumbers, thinly sliced
- 15g fresh mint, coarsely chopped
- 30g flat-leaf parsley, coarsely chopped
- 1 large clove garlic, diced
- 3 tablespoons freshly squeezed lemon juice
- 1/4 cup olive oil, plus extra to drizzle
- 2 tablespoons red wine vinegar
- 1/2 teaspoon freshly ground black pepper, plus more to taste
- 1 teaspoon fine grain sea salt, plus more to taste
- 4 pita breads, toasted until golden and fully hard
- 2 teaspoons sumac (or more to taste)

### **METHOD**

1. Combine tomatoes, cucumbers, mint, parsley, garlic, lemon juice, olive oil, and vinegar. Let it sit for at least 20 minutes for all the flavors to combine.
2. Fold in the couscous to the mix.
3. When you're ready to serve, crumble the pita into large pieces and toss to combine. Towards the end of your mixing, garnish with sumac and serve!



### **Chef Aditi Dugar**

Aditi introduces herself beautifully, “I grew up in Mumbai around inspiring cooks, my mother and grandmother, surrounded by delicious food. I started cooking at the age of 16 and discovered a passion for baking. After the birth of my first child, Arjun, I left my career in finance to launch Sage & Saffron with my mother. In 2016, I co-founded Masque, recently named “Miele One To Watch” at Asia’s 50 Best Restaurants 2020. I’m a self-taught cook, but earned my baking chops in London, at two-Michelin starred Le Gavroche and La Petite Maison. As I wanted to study with chefs from across the world, I left London. In Thailand, I trained with a street food vendor. Other stints at Zuma and Tsunami fuelled my passion for southeast Asia’s vibrant flavours too.”

## 4PM FIX

Beat the afternoon slump with these date and almond balls and power on!

### INGREDIENTS

- 1 cup (160 gms) medjool dates
- 1/2 cup (80 gms) almonds
- 2 tbsp cocoa powder
- 1 tsp cinnamon powder
- 1/4 tsp vanilla essence
- 1/4 tsp pink Himalayan salt
- 1 tbsp desiccated coconut - for coating

### METHOD

1. Chop the almonds into small, bite sized pieces.
2. Toast in a pre-heated oven at 180 degrees for 7-8 minutes until golden.
3. Mash the dates using a potato masher.
4. Add the seasoning to the dates and combine well.
5. Finally, add the toasted almonds and divide the entire mixture into eight equal parts.
6. Shape into smooth balls and roll them in desiccated coconut.

Remember to share it with someone you love.



### Chef Karishma Sakhrani

The extremely talented Karishma is very humble in her introduction, "I abandoned a flourishing career in business development at a publication house, to follow my passion for food, entering MasterChef India 4 In 2015. Beyond my wildest dreams and expectations, I made it to the final and ever since this life-changing experience, there's been no looking back." Since then, she's forged a reputation as the go-to chef for restaurants and brands that champion healthy eating, quality ingredients and great sourcing.





## **CRUNCHY QUINOA SNACK BOWL**

### **INGREDIENTS**

#### **For the Quinoa Bowl**

Combine all the ingredients into a bowl and mix well and set aside.

- 60g quinoa, boiled and fried on slow heat for 15 mins
- 45g onions, chopped (approx. 2 tbsp)
- 30g tomato, chopped (approx. 2 tbsp)
- 5g bird's eye chilli, chopped (approx. 1 tsp)
- 10g coriander, chopped
- Salt, as per taste
- Crushed black pepper, as per taste
- 15ml lemon juice (approx. 1 tbsp)
- 1/2 avocado, diced and 1/2 sliced for garnish

#### **For the coriander and mint chutney**

Blend all the below ingredients together:

- 100g fresh coriander
- 50g fresh mint
- 2 green chillies
- 2 garlic cloves
- 1/4 inch ginger
- 10ml lemon juice
- Salt to taste

#### **For the yoghurt & mint chutney**

Blend all the below ingredients together:

- 45g mint chutney (from the recipe above)
- 50g yogurt
- 5ml lemon juice (Approx. 1 tsp)
- 5g garlic, chopped
- Black salt, to taste

#### **TO ASSEMBLE THE BOWL**

1. Quinoa mixture
2. Avocado slices
3. Mint and yoghurt dip



### **Chef Manpreet Dhody**

Foodhall Cookery Studio is spearheaded by Chef Manpreet Dhody. She was integral in laying the foundation of this culinary studio and builds its innovative curriculum today. Manpreet has taken her love for food and turned it into an institution for more like-minded novices and experts. An alumnus of The Oberoi Centre of Learning and Development, she has attended several ancillary courses in baking and pastry from the reputed Le Cordon Bleu and Le Notre.



## **RED SNAPPER HONEY CHILLI & TAMARI**

Red snapper fish served with steamed Chinese cabbage, buckwheat, bak choy, coriander and red chillies in ginger soy dressing.

### **INGREDIENTS**

- 1 fresh red chilli
- 1 cup broccoli
- 250 grams Chinese cabbage leaves
- 250 grams bak choy
- 1/2 cup edamame beans
- 200 grams red snapper fillet
- 2 tbsps tamari
- 2 tbsps coconut oil
- 1/2 cup carrot, julienne
- 1 clove
- 1/2 inch fresh ginger, grated
- 1 garlic pod
- 2 tbsps honey
- 1/2 cup buckwheat
- Chopped coriander leaves for garnish
- Lime, a squeeze or more (as you like)
- Salt, as per taste

### **METHOD**

1. Preheat oven at 200 °C
2. Finely chop red chilli into thin slices
3. Place baking paper on the tray and place the vegetables; divide them and place the red snapper on top of the vegetables
4. On the side, bring water to boil in a small pot. Add buckwheat and salt. Return to a boil, then reduce heat to a simmer, cover and cook until tender for 10-15 minutes. Drain off any remaining water. Add to the tray of veggies.
5. In a bowl, add the tamari, garlic, ginger, chopped chilli, coconut oil, honey and whisk it all together and drizzle over the fish platter.
6. Place the tray in the oven and bake for about 15 minutes or until cooked as desired
7. Sprinkle some chilli and coriander leaves and squeeze some lime over it and enjoy.



### **Nutritionist and Fitness Trainer, Maya Pereira Sawant**

Maya Pereira Sawant, the founder of Lean Kitchen by Maya, is a leading nutritionist and fitness trainer. With more than 15 years of expertise, she launched the above mentioned organic café in Bandra in 2017. Her sheer passion for healthy living saw her training clients when she was a teenager. Through various certified courses, Maya gained experience on the gym floor. As part of a certification course from ISSA (International Sports Sciences Association) in sports nutrition, she became interested in curating wholesome food. And the rest, as they say, is history.

## AVOCADO CRAB SALAD

### INGREDIENTS

- 1/2 cup crab meat
- 1/4 cup Kewpie mayonnaise
- 1/4 teaspoon wasabi
- 2 avocados

### METHOD

1. Steam the whole crab (live crab: 250-350 gm) for about 20-25 minutes. Once cooked, allow it to cool down before picking the body meat.
2. Only use the meat from the body of the crab (white meat) no legs and claws, to get a delicate crab texture and flavour for this salad.
3. In a bowl, add the crab meat, mayonnaise, wasabi and mix till evenly combined. Set aside.
4. Half the avocados lengthwise, remove the seed and fill the centres of the avocado with the crab filling.

### SERVE

- Serve cold.
- Freshly crush pepper on the crab salad at the table (optional).



### Chef Akanksha Saigal

Chef Akanksha Saigal's inclination towards cooking began early. After pursuing two degrees, she worked with a marketing firm before realising her passion for food. She trained at Oberoi Group, and post several dabbles in hospitality, joined Gourmet Investments with Ministry of Crab, Asia's 30<sup>th</sup> best restaurant. Here, she learnt a new cuisine and underwent training at Ministry of Crab, Colombo. Celebrating seafood coincided with her vision of making produce-lead gourmet food.



## RELIGIEUSE

### INGREDIENTS

#### For Craquelin

- Sugar – 80 gms
- Butter – 68 gms
- Flour – 80 gms

### METHOD

1. Cream butter and sugar until combined
2. Add flour
3. Refrigerate, then roll to 1/4th inch thickness and cut into discs. Place it on the choux just before baking.

### INGREDIENTS

#### For Pate a choux

- Water – 125 gms
- Milk – 125 gms
- Butter – 112 gms
- Salt – 5 gms
- Ap flour – 238 gms
- Eggs – 250 gms

### METHOD

1. Bring the water, milk and butter to boil
2. Add flour and salt
3. Cook until there is thick layer at the bottom of the pan
4. Put in a stand mixer & paddle until slightly cool
5. Start adding eggs little at a time. Add more if needed until it's a smooth dropping consistency.
6. Pipe around 2 inch circles
7. Add craquelin. Bake at 130c for 15 min, increase temp to 170c and bake until golden
8. Leave oven door open to dry out in the oven

### INGREDIENTS

#### For Pastry cream

- Milk – 450 gms
- Sugar – 100 gms
- Butter – 45 gms
- Salt – pinch
- Cornstarch – 45 gms
- Eggs – 170 gms
- Vanilla extract – 1 tsp

### METHOD

1. Milk + 1/2 sugar bring to boil
2. Mix the cornstarch, remaining sugar and eggs in a separate bowl
3. Temper the milk into the cornstarch mixture. Put it back on stove on low heat.
4. Cook for 3-4 mins after it comes to a boil
5. Whisk in butter one cube at a time.

### INGREDIENTS

#### For Hazelnut praline

- Hazelnut – 150 gms
- Sugar 100 gms
- Salt – 1 gm

### METHOD

1. Toast hazelnuts
2. Make dry caramel with the sugar and add hazelnuts
3. Once cool, blend until liquid

### INGREDIENTS

#### For Soft caramel

- Fresh cream – 140 gms
- Sugar – 150 gms
- Glucose – 60 gms
- Butter – 80 gms
- Salt – 1/2 tsp

### METHOD

1. Boil cream and glucose and set aside
2. Make a caramel from the sugar
3. Pour boiled cream & butter. Blend.

### TO ASSEMBLE

Fill the choux with some hazelnut praline and some salted caramel using a piping bag. Then fill the choux completely with pastry cream.



### Chef Freny Fernandes

Alumni of The Culinary Institute of America, Freny Fernandes is the 25-year-old pastry chef and founder and owner of Monèr. Touted to be India's first dessert bar, this is a progressive dining experience and Freny is making it her business to curate every delicious plate of sweet goodness that comes our way. The chef painstakingly draws how each dish will look, before it is introduced to her discerning clientele. Freny could easily be mistaken for an artist, and we base this observation on her stunning Avant-garde plating skills. Master pastry chef, indeed!



## MATCHA SMOOTHIE

### INGREDIENTS

- 1 packet Matcha Latte Premix
- 1/4 cup water
- 1/2 large banana
- 1/2 cup seasonal fruit (mango/avocado etc)
- 1 cup frozen spinach (optional)
- 1/2 teaspoon vanilla extract
- 1 tablespoon matcha cashew butter
- Trail mix

If you aren't using the Matcha Latte premix, use 1 teaspoon of Matcha and 1/4 cup regular or plant-based milk (coconut milk, almond milk, etc.)

### METHOD

1. Place all ingredients in a high powered blender. Pulse a few times to combine everything.
2. Turn speed up to the highest setting and blend until completely combined and smooth. If the smoothie seems too thick, add some more water/ milk. Pour into your smoothie bowl and garnish with a dollop of matcha cashew butter, bananas, trail mix or chia seeds.



### Snigdha Manchanda

She is India's first certified Tea Sommelier and is the founder of TeaTrunk.com. Snigdha perceives tea as a lifestyle product and not a commodity. She trained under Japanese tea master, Nao Numekawa and founded Tea Trunk in 2013. The label curates some of the country's finest teas directly sourced from farmers and crafts them into unique tea blends with all natural ingredients. Snigdha is an author and also a spokesperson for the Tea Board of India.



Click here  
TO READ MORE

MAKEOVER MAGIC

# ONE BEDROOM TWO LOOKS

One of the most complex makeovers to ace has to be the bedroom. Because it's such a private space, achieving distinct styles with a focus on comfort is challenging. But not for Ankita Rai, the winner of the SPACES Chief Style Officer. She shows us how easy it is to create two dynamic looks with soft and stylish bed linen from SPACES. While one is bohemian, the other takes inspiration from a floral wonderland

ART DIRECTION SHALAKA SHINDE STYLE ANKITA RAI PHOTOGRAPHS HARSHIT VERMA FEATURE AVRIL NOEL D'SOUZA







## MORE ABOUT SPACES PRESENTS INDIA'S NEXT CHIEF STYLE OFFICER

Spaces in association with GoodHomes launched a one-of-a-kind talent hunt for aspiring decor influencers. Aptly named Spaces presents India's Next Chief Style Officer, the contest was open to every house proud talent. Ankita Rai (@ankita.s.rai) was announced as the winner of this cycle, who went on to style the March cover of GoodHomes with the bedlinen range available at Spaces. Navneet X (@designdecortravel) was the runner up, followed by Menila Singh (@la.vie.en.rosebymenila).



## ROOTED & ROBUST

Taking inspiration from earth colours, we present a refreshing bohemian-vintage style that works perfectly in both winter and summer settings. The sepia tonality of the look complements the darling floral pattern on the comforter that Ankita has paired with a similar base colour for the bedsheet, all from SPACES. Since the style has such an organic spirit, Ankita enhanced that vibe with rattan wall hangings and decor items in solid wood.



## FLORAL WONDERLAND

Here's to waking up in a garden every day! This delicate yet well-layered look is inspired by a blossoming floral wonderland that focuses on bringing nature home. The curation of bed linen from SPACES highlights how you can easily pair prints and patterns with bold colours like fuchsia and mint green. Ankita takes things up a notch by introducing traditional decor pieces like the barni containers as flower vases for some added drama, and wooden candlestands that punctuate the look with a romantic air.



## HIGH ON STYLE & INNOVATION

Style is important but there are other factors and Spaces addresses this. HygroCotton is a range of patented bedlinen crafted to regulate body temperatures upto 2 degrees. It is perfect for all weathers. Bamboo Charcoal linen range is made by incinerating bamboo at 800 degrees, turning it into charcoal and processing that into nanoparticles that are embedded into yarn to make it naturally antibacterial. Healthy Life Bedding is made with Health Guard technology from Australia. This anti-viral finish offers 99.9% protection against disease-causing bacteria. Organic Cotton is eco-friendly and free from synthetic chemicals, fertilizers, etc.

HEALTHY LIFE- ANTI VIRAL

HYGROCOTTON

ORGANIC COTTON



BAMBOO CHARCOAL



# *THE AGE OF MAXIMALISM*

Everything in this Udaipur home stands in bold testimony to the decadence of maximalism. Sachin and Neha Gupta of Beyond Designs create an address where opulence and drama reign supreme

FEATURE **AVRIL NOEL D'SOUZA** PHOTOGRAPHS **ATUL PRATAP CHAUHAN**





“

*This apartment demonstrates flamboyant strokes, in bold wallpapers, extravagant lights, a vibrant and deep colour palette, elaborate wall and ceiling decorations and large artworks.*

— Sachin Gupta, Founder, Beyond Designs



“

*The open plan allows one to look into different zones of the home and appreciate the grand design from every corner. Obvious design elements are created to demarcate areas. While the design is a whole, the rooms were treated as individual parts.*

— Sachin Gupta, Founder, Beyond Designs









“

*Considering the luxurious nature and rich tone of the materiality, natural light, paired with bespoke illuminating fixtures, was integral to our plan of creating shadows and contours.*

— Sachin Gupta, Founder, Beyond Designs



Modern tessellation prints are paired with highly-artisanal craftsmanship to create such a unique balance between Avant-garde and traditional. The bedrooms are functional, comfortable and practical...but of course, the glamour factor reigns supreme here too.



“

*The master bedroom is furnished with a gleaming brass four-poster. The classical crystal wall sconces are set up against a muted backdrop of cane-panelled walls. It's a sensorial dichotomy.*

— Sachin Gupta, Founder, Beyond Designs





## SACHIN AND NEHA GUPTA

Founder, Beyond Designs

Founded by Sachin Gupta, Beyond Designs is an award-winning studio known for its modern-Indian narratives that celebrate our rich heritage. Like with the bespoke designs from this luxury interiors atelier, every space curated and created by the duo reveals in artisanal craftsmanship. Sachin and Neha are fearless when it comes to playing the layering game, and it's no wonder, they have the reputation of being one of the country's leading names when it comes to maximalism interior design.



“

*The arsenal is a marriage of brooding colours, statement furniture and light pieces, mirror-finish details and sensual artworks. The nature of how this combination was scaled up, depended on the possibilities of each room. Nothing was forced for the sake of grandeur.*

— Sachin Gupta, Founder, Beyond Designs

“

*Located in the city of lakes, this 7,500sqft duplex is a modern palatial apartment, surrounded by a uniquely-rich curation of arts, crafts, details and more.*

— Sachin Gupta, Founder, Beyond Designs



**T**

his home is the epitome of bespoke design. From the statement artworks and artisanal crafts to the elaborate designs of the furniture and intricate and luxurious light fixtures, walking past the ornamental halls of this home, is such a sensorial joy. Neha and Sachin Gupta of Beyond Designs have custom-designed every detail for this address. This three-BHK duplex apartment has inspiring formal and informal living areas, a gorgeous dining area, three master suites and an expansive outdoor area. And every square inch has been put to good use. Sachin and Neha play with different surface applications to inject drama, depth and bold personality. From the mirror ceiling in the main foyer area, to the intricate wood paneling on the ceiling in the entertainment area, to the wallpapers with tessellation prints, and more... there is such a joyous celebration of print with pattern, texture with materiality, and colour with detail! Sachin has crafted pillars to dramatise space while partition screens create a dialogue between areas. For us, it's immersive to note how luxurious elements are merged with muted, subtle designs, to create neat and clutter-free narratives. There are no distractions here, yet, there's much to see and admire! 

TREADING THROUGH TIME

Mid-century, modern and traditional elements ease in together to form a unique palette for this warmth-laden family home in Calgary by Alykhan Velji

FEATURE **TINA THAKRAR**  
PHOTOGRAPHS **KLASSEN PHOTOGRAPHY**







**WE WERE DELIGHTED WHEN THESE REPEAT CLIENTS WANTED OUR HELP IN DECORATING THEIR FOREVER HOME. THEY PUT FULL TRUST IN US TO MAKE IT A SPACE THAT THE WHOLE FAMILY CAN ENJOY.**

— **Alykhan Velji**, *Principal, Alykhan Velji Designs*







Black wishbone chairs and a statement light fixture deepen the visual impact of this otherwise light and airy informal dining area. Wood-framed glass doors ensure a connection with the outdoors.





**THIS SIX-MONTH PROJECT INCLUDED SPECIFYING EVERYTHING FROM WINDOW COVERINGS TO CUSTOM ARTWORKS. AN INJECTION OF PATTERN AND TEXTURE WAS KEY IN MAKING THIS SPACE LOOK CURATED AND LAYERED.**

— **Alykhan Velji**, *Principal, Alykhan Velji Designs*





ALYKHAN  
VELJI

Principal, Alykhan Velji Designs

Indian-origin, Tanzania-born and Canada-bred interior designer Alykhan Velji is the founder of his eponymous Calgary-based design studio. In his decade-long career, he's used his rich understanding of patterns, textures and styles to pull off some interesting palettes for varied projects. He is considered as one of Canada's most prolific designers, with a repertoire of residential and commercial projects, products and interestingly, a presence on television design shows in Canada.



**THE BONES OF THE HOME WERE GREAT AND WE JUST NEEDED TO UPDATE A FEW THINGS TO GET IT READY FOR US TO STYLE AND DECORATE. OUR ONLY PARAMETERS WERE TO MAKE IT MODERN, INVITING, AND KID-FRIENDLY.**

— Alykhan Velji, Principal, Alykhan Velji Designs



The wallpapers in the bedrooms, themed around the tropics and modernism, are decor highlights. They set the tone for the rest of the room, adding a layer of complexity to the spatial design.



It's the timelessness and laid-back luxury of this family home that sets it apart from most urban homes, and makes it a standout project in designer Alykhan Velji's portfolio. Designed for repeat clients, who requested Aly to transform their new house into a forever home, this residence is curated, layered and inviting. The primary highlight is how effortlessly Aly manages to merge the cleanliness of modernist, the softness of mid-century and the elegance of traditional design. This juxtaposition is a direct reflection of the client's personality. Aly also juggles patterns and textures with quirky wallpapers, wood tones, brass and terracotta accents and modern artworks by Canadian artists. Fabrics and upholstery, and oodles of natural light bring in softness to counteract the otherwise straight-lined aesthetic. **CH**

# A HOUSE OF FUNCTIONAL AESTHETICS

Asit Karekar of AUK Design Studio perfects the simple living narrative of this expansive Mumbai home, by creating pockets of functional areas that interact with each other

FEATURE **AVRIL NOEL D'SOUZA** PHOTOGRAPHS **PULKIT SEHGAL**



“

**THE BRIEF WAS DECEIVINGLY SIMPLE. THE HOMEOWNERS WANTED A SPACE THAT WAS LIGHT IN NATURE AND NON-FUSSY. BUT HERE'S THE SPANNER, THEY WANTED ALL THE FURNITURE TO BE STATEMENT PIECES.**

---

— **Asit Karekar**, *Founder, AUK Design Studio*





**THE VIEW IS ONE OF THE BEST ATTRIBUTES OF THE HOME. WE WORKED TOWARDS BRINGING THE OUTDOORS IN BY ACCENTUATING WINDOW OPENINGS AND INCLUDING GREENERY AND COLOURS THAT WORKED WITH THE NARRATIVE.**


— Asit Karekar, Founder, AUK Design Studio







Asit marries the cool of marble with the warmth of wood, completing the look with ambient lighting that complements this marriage of materiality.



WE PLAYED WITH VARIOUS SURFACE FINISHES TO CREATE MULTI-DIMENSIONAL ZONES IN THE HOUSE. THE IDEA WAS TO PERPETUATE COHESIVE LIVING EVEN THOUGH THERE ARE SEVERAL ACTIVITY AREAS IN THE SPACE.

— Asit Karekar, Founder, AUK Design Studio



## ASIT KAREKAR

Founder, AUK Design Studio

A graduate of Interior Design from GICED, Mumbai University, Asit Karekar began his career in 2004. In a less than five years he went on to start his own firm, AUK Design Studio. The studio is known to curate some absolutely stunning interiors projects, from residential to commercial, across a wide range. This home is an example of his design calibre.





**WHEN THE HOMEOWNERS BOUGHT THIS HOME, IT WAS A RAW SHELL WITH NOTHING BUT PLASTERED WALLS INDICATING INDIVIDUAL AREAS. THIS WAS A BLANK CANVAS THAT WE WANTED TO USE IN FUNCTIONAL AND SMART WAYS.**

— **Asit Karekar**, *Founder, AUK Design Studio*

**L**ocated in Kalanagar, Bandra... this home overlooks a lush verdant and provided designer, Asit Karnekar with immense scope. The clients roped in Asit when they got ownership of the apartment in its nascent stages... The original layout was a four-BHK one, but as the owners were certain they did not want the fourth bedroom to be wasted and get converted into a rarely-used guest bedroom...the layout was planned accordingly because Asit did away with one of the original four bedrooms, he had the liberty of rezoning the rooms of this home. That meant, he could create more expanse for the master suite and include stylish functional elements here. From a wall-to-wall cupboard to a stunning sit-out, this room is self-sufficient. No wonder then, the homeowners proudly declare this space to be their most favourite room in the whole house!Asit creates stylish activity areas that interact with the rest of the home. He achieved this by focusing on the expanse of the home while creating little intimate pockets in and around. From the dining area that fits in a nook in the living room to the self-sufficient outdoor seating area...this home is high on function. This 1,400sqft home was originally a four-BHK. As the homeowners, a young couple with two children, wanted to actively utilise space, they wanted the fourth bedroom to be converted into an informal living room. 



# ECLECTIC IN SOUL

Designed by Akarsh Oza and Hebbale Anand Lavanya of Studio Stimulus, this expansive home in Bengaluru modernises a classical narrative with tropical-inspired design

FEATURE **AVRIL NOEL D'SOUZA** PHOTOGRAPHS **SHAMANTH PATIL J**



“

The brief was to create a home classical in outlook yet determined by tropical elements. We wanted to marry the two identities cohesively, to nurture one common language.

— Hebbale Anand Lavanya, Co-founder, Studio Stimulus





We opted for a nature-inspired palette. This included materials and textures with elaborate details that exaggerated their natural formations.

— Hebbale Anand Lavanya, Co-founder, Studio Stimulus



“

The client wanted the kitchen to have European-country influences. We included a hood over the hob, detailed the space with cornices and moldings, and finished the look with rustic accents.

— Hebbale Anand Lavanya, Co-founder, Studio Stimulus





Design to us is an emotion, it's a process of finding a solution to an inherent need. Good design should be responsive while infusing aesthetic character to the space.

— Hebbale Anand Lavanya, Co-founder, Studio Stimulus





The use of printed handmade tiles for the floor and the simple tone-on-tone shiplap panelling for the walls is complemented by glass pendant lights with brass accents that cast a breathtaking pattern on the ceiling.





## AKARSH OZA AND HEBBALE ANAND LAVANYA

Co-founders, Studio Stimulus

Studio Stimulus is a young interior and architecture firm led by Akarsh Oza and Hebbale Anand Lavanya. Based in Bengaluru, the firm is on a trajectory to become the next big thing in Indian design. Their open-ended sensibility is fresh and doesn't subscribe to a particular narrative.



Our favourite room has to be the den. The backdrop with customised blue cement tiles and long ledges is accentuated by the soft glow of light. The upholstered ceiling gives the bar a restrained yet inviting look.

— Hebbale Anand Lavanya, Co-founder, Studio Stimulus





Akarsh and Lavanya have celebrated colour, form, pattern and texture in this house. But there's more...the function of each space is exacting and clearly fulfills a purpose. We love the eclectic soul of this house!



**Y**ou know you are in for a visual treat from the main entrance itself. The large, two-door ocean-blue door sets the scene and promises to take you on a tropical voyage. Akarsh Oza and Lavanya, the co-founders of Studio Stimulus transformed this 6,000sqft home in Bengaluru into an address splendid with soul and function. The original layout was that of a four-BHK, but Akarsh and Lavanya converted one of the bedrooms into a den, and that space is now our top favourite rooms, ever!

The standout is how various surfaces have been given a unique treatment. From intricate carvings on the ceiling to built-in shelves in the walls and tessellation patterns for the flooring tiles...these details introduce a layer of warmth and drama to make this home a tropical paradise. **EN**

# Homespun comfort

An interesting mix of refurbished and handcrafted furniture, natural light, colour and freshness abounds in this warm and welcoming Mumbai apartment by Sahiba Madan

FEATURE **TINA THAKRAR**  
PHOTOGRAPHS **KUBER SHAH**





This five-month-long project involved completely refurbishing an old home to encapsulate the daily needs of a young working couple in Mumbai. Of the three bedrooms, one was converted into an entertainment room and study.



“

**WE LOOKED AT DISTRIBUTING THE FUNCTIONAL SPACES IN A SIMPLE PLAN THAT CONNECTS PRIVATE AND COMMON AREAS. WE WANTED TO OPTIMISE SPACE TO CREATE SMALLER MOMENTS OF INTERACTION AND PROVIDE FUNCTION.**

— Sahiba Madan, *Founder, Insitu*



THE BREAKFAST NOOK TIES UP THE OPEN KITCHEN, DINING AREA AND LIVING ROOM. THIS ALSO BECOMES THE FIRST THING YOU SEE AS YOU ENTER THE HOME, SO WE LOOKED AT EMPHASISING THIS AS A FOCAL NODE.

— Sahiba Madan, *Founder, Insitu*







The dining table base was carved out of one single piece of sandstone. Since it was well-crafted and of sentimental value to the client, Sahiba retained the base and gave the top a facelift. The table is now a marriage of two different stones, held together by a sliver of brass running down the centre of the table.



“

**WHEN WE CAME ON BOARD, THE CLIENT WAS ALREADY LIVING IN THE APARTMENT, SO A LOT OF FURNITURE WAS ALREADY PRESENT. MOST OF THE BUILT-IN FURNITURE WAS CREATED SPECIFICALLY FOR THE SPACE, AND SOME EXISTING PIECES WERE REFURBISHED.**

— Sahiba Madan, *Founder, Insitu*



## SAHIBA MADAN

Founder, Insitu

Mumbai-based architect Sahiba Madan is the founder of interior design studio Insitu and founding partner at Kalakaari Haath. Inc., a studio focused on wall features and art impacting space. Armed with a degree in architecture from Kamla Raheja Vidyaniidhi Institute for Architecture, Mumbai, and design experience at leading studios in the city, Sahiba is known for creating handcrafted spaces that tell a story. Her work is a fluid combination of form and function, with art and artisanal products adding the right amount of character to them. Her own studio in Bandra, Mumbai, is a reflection of her eclectic aesthetic. Besides running her firms, she is also visiting faculty at ISDI, Mumbai.



THE HOME HAS BEAUTIFUL NATURAL LIGHT THROUGH THE DAY, SO WE LOOKED AT INTRODUCING LARGE PLANTS IN VARIOUS CORNERS TO ADD GREENS FROM OUTSIDE INTO THE HOME.

— Sahiba Madan, Founder, Insitu



Since it's a home for two with basic needs, Sahiba focused her attention on creating a single design gesture that would then influence all her other design decisions. The blue terrazzo breakfast nook became her starting point, and she chalked out her colour and material palette using it as a base.

# A

t 1,200sqft, this apartment for two is a great example of efficient space planning. Architect Sahiba Madan relied on the young couple's brief of clever space utilisation to distribute the functional areas, and then tied them together with a simple plan, and pockets for interaction. The three bedrooms became two bedrooms and a study space, and much of the old furniture was refurbished. Anchoring the public spaces is a cobalt blue in-situ terrazzo breakfast counter, around which other colours like rust and mustard, materials like wood, cane, stone and brass, and fresh green plants thrive. 



# A CONFLUENCE OF COLOUR

Architects Roozmehr and Cherag Bardolivala of RC Design Studio converted a four-BHK into a sprawling two-BHK home and paired a riot of colours with the soothing power of a neutral scheme

FEATURE **AVRIL NOEL D'SOUZA** PHOTOGRAPHS **ISHA SHAH**



“

*Designing this home was a learning curve. I realised that control over colour, if exercised in the right manner, can create spaces that burst with positive energy.*

— **Cherag Bardolivala**, Co-founder, RC Design Studio





Cherag is a master when it comes to the somber style narrative. In this house, although colourful surfaces do stand out, the architect has created an elegant base with gold, beige and glimmers of pink.

“

*This home has taught me how to incorporate colours boldly into spaces. In my 22 years in the industry, this was a major design turning point for me. I call it, my “Golden Milestone”.*

— Cherag Bardolivala, Co-founder, RC Design Studio





From the Baroque-inspired mirrors and geometric chandelier to the Prussian blue bed linen and more, this master suite is sophisticated and spatial in nature.



## ROOZMEHR AND CHERAG BARDOLIVALA

Partners, RC Design Studio

An architect and interior designer, Cherag Bardolivala has been honing his skills to perfection for the past 22 years. He is a partner at RC Design Studio along with architect Roozmehr Bardolivala. In his earlier stint as Associate Director at Talati and Panthaky Designers LLP, he spearheaded several prestigious architecture and interior projects for the firm all over the country. Minute detailing, thorough and detailed approach to design and total involvement in all projects from concept to handover is his forte. Cherag blends his design sensibilities with the needs of his clients, to come up solutions that suit the project.





“

*I have always created homes that are understated and elegant, but with this project I had a chance to experiment with colour, textures and a motley of materials.*

— Cherag Bardolivala, Co-founder, RC Design Studio








“

*We married the homeowners' love for gold with their affinity for colour. The effect is both glamorous and modern at once.*

— **Cherag Bardolivala**, Co-founder, RC Design Studio

F

or their 2,000sqft home in South Mumbai, the client a vibrant couple with a toddler, wanted the house to reflect their love for colour. Roozmehr and Cherag Bardolivala championed this brief by converting the original four-BHK apartment, into a 2-BHK address. In doing so, they created the perfect opportunity for themselves by using the expansive scale to play with a combination of deep and bright colours. Exciting surface finishes lend this home its modern edge. Furthermore, the volume of this home meant that colours wouldn't overpower the contemporary designscape and that's something Cherag was excited to experiment with. This dynamic duo are veterans in the field of design, known for their elegant and somber designs. This was challenged Cherag to move out of these comforts and enter the bold world of colour. We love how the architect toes the fine line between the rainbow and an elegant, languid interiors. 

# CALICUT CHIC

Artystry fashions a 2,770sqft minimal residence in Calicut, Kerala, one that balances luxury and comfort

FEATURE **NITJA IMMANUEL** PHOTOGRAPHS COURTESY **JUSTIN SEBASTIAN**



The brief was clear when the client approached us. All he wanted was a minimal, contemporary dwelling that is a stark surprise from its surroundings.

— **Anas Mohammed**, *Lead Designer and Founder, Artystry*



Bespoke is a key here. We admire the Scottish-inspired tartan wallpaper, the faux fireplace from Chesneys, London, the burgundy smoking chair from Italy, and finally, cameras, gramophones, compass, etc, that Padmini sourced from vintage markets in London.



The staircase is built with metal sheets and solid wood, creating dramatic visual interest.

— Nahal Ahamed, Lead Designer and Co-Founder, Artystry



## ANAS MOHAMMED NAHAL AHAMED

Co-founders, Artystry

Anas Mohammed and Nahal Ahamed are lead designers and founders of Calicut-based Artystry which is an integrated practice of architecture, urban design, interior architecture and landscape. The designers along with their team create warm and inviting modern residential projects (both single family and multi-family) and challenging commercial and institutional spaces (like creative office design, restaurants, and libraries).



“  
Having been given free reign by our client, we worked on bringing in a unique and modern design language to the spaces.

— Anas Mohammed, Lead Designer and Founder, Artystry

For the master bedroom, a solid wooden bed with attached side tables is offset by the soft, textural rug at its base. Juxtaposing the subtle theme is a textured deep-hued wallpaper that adds depth and dimension to the room. A similar treatment is provided to the guest bedroom as well.







“

Set against a calming neutral palette, the interiors are crafted in soft tones of wood, that was custom designed by Artystry to accommodate the client's needs as well complement his personality.

— Nahal Ahamed, *Lead Designer and Founder, Artystry*

T

owering palm trees and lush tropical foliage surround this 2770sqft Kerala home. With its spotless white walls an open roof and a green screen, the bungalow is reminiscent of a charming era gone by. A brisk walk in, and you'll notice that the view of the living room and the dining area is demarcated through a metal screen. The linear arrangement of various zones inside the house ensures continuous airflow and ample of sunlight in every room. The dining room is clearly the show-stopping element for both the client and the design duo. A sophisticated setup, the area combines the use of industrial elements and material play that creates a simplistic visual narrative set upon the backdrop of modern aesthetics. A traditional window bay attached to the dining opens up to the lush, tropical view that frames the residence. Upstairs, the spatial corridor is brought to life by the charming hanging industrial lighting bolted against a wooden base, creating a dramatic visual interest. 

# SHOPPING GUIDE

## ABCD

All Home Living [www.allhomeliving.com](http://www.allhomeliving.com)  
Art Age Pvt Ltd. [www.artageindia.com](http://www.artageindia.com)  
Artychoke [www.artychoke.co/](http://www.artychoke.co/)  
Bael Botanicals [@baelbotanicals](https://www.instagram.com/baelbotanicals)

## EFGH

Emery Studio [@emerystudio.in](https://www.instagram.com/emerystudio.in)  
Esvee Atelier [www.esveeatelier.com](http://www.esveeatelier.com)  
Etrelux [www.etreluxindia.com](http://www.etreluxindia.com)  
Harshita Jhamtani Designs  
[www.harshitajhamtani.com](http://www.harshitajhamtani.com)  
Hermosa Design Studio  
[www.hermosastudio.in](http://www.hermosastudio.in)

## IJKL

Jyamiti&Sea [www.jyamitiandsea.com](http://www.jyamitiandsea.com)  
Kajaria [www.kajariaceramics.com](http://www.kajariaceramics.com)  
Kika Tableware [www.kikatableware.com](http://www.kikatableware.com)  
Lacuna [@lacunastudiogoia](https://www.instagram.com/lacunastudiogoia)

## MNOP

Maishaa [www.maishaa.com](http://www.maishaa.com)  
MIMI Homes [www.mimihomes.store](http://www.mimihomes.store)  
Ottimo [www.ottimo.in](http://www.ottimo.in)  
Parrot & Lily [www.parrotandlily.com](http://www.parrotandlily.com)  
Pepperfry [www.pepperfry.com](http://www.pepperfry.com)  
Portico [www.porticoindia.com](http://www.porticoindia.com)

## QRST

Rhizome Designs [www.rhizome.design](http://www.rhizome.design)  
Sanjyt Singh [www.sanjytsingh.com](http://www.sanjytsingh.com)  
Sarita Handa [www.saritahanda.com](http://www.saritahanda.com)  
Slow Pottery [www.slowpottery.com](http://www.slowpottery.com)  
SPACES [www.spaces.in](http://www.spaces.in)  
The Pure Concept  
[www.thepureconcept.co.in](http://www.thepureconcept.co.in)  
The White Teak Company  
[www.thewhiteteak.com](http://www.thewhiteteak.com)

## UVWXYZ

Villas Of Mint [www.villasofmint.com](http://www.villasofmint.com)  
Whole Nuts [@wholenutsboutique](https://www.instagram.com/wholenutsboutique)



AXOR

hansgrohe

# Aqua Days

## It's Showtime.

Immerse yourself in an experience of excellence in innovation at hansgrohe  
#AquaDays!

Get ready for  
BREATHTAKING DESIGNS AND CUTTING-EDGE TECHNOLOGY.



Register yourself & join us from  
March 16 to 18, 2021

☎ 020 6625 9500 ✉ [marketing@hansgrohe.in](mailto:marketing@hansgrohe.in)

Can't wait to see you there!

# Self-Lit OLED Makes Life More Artistic



Self-lit pixels take TV design to the next level, make cinema more expressive, games more responsive and sport more realistic.

**5 YEAR\***  
**ASSURANCE**

\*On Select OLED TVs Only



2019-2020\*

**α9** AI Processor\*  
Gen3

**Dolby** VISION IQ | **Dolby** ATMOS

**Eye Comfort**  
**Display (OLED)**

**nVIDIA**  
**G-SYNC™**

**Care**  
**Delight**  
**LG Service**

**LG 24 x 7 CUSTOMER CARE**  
1800-315-9999  
1800-180-9999 (Toll Free)  
5757554 (Send SMS)  
[www.lg.com/in/support](http://www.lg.com/in/support)

LG WhatsApp No. **9711709999**  
LG Service India Mobile App Available at Google Play

[www.facebook.com/lgindiapage/](https://www.facebook.com/lgindiapage/)  
[www.twitter.com/LGIndia](https://www.twitter.com/LGIndia)

To know more about LG, visit [www.lg.com/in](http://www.lg.com/in)  
For Corporate/Institutional enquiries, please write to [corp.enquiries@lge.com](mailto:corp.enquiries@lge.com)

**24\*7**  
NOW SHOP AT  
LG BRAND STORE  
[www.lgbrandstore.com/in](http://www.lgbrandstore.com/in)



Regd. Office: LG Electronics India Pvt. Ltd., A-24/6, Mohan Cooperative Industrial Estate, Mathura Road, New Delhi-110044 CIN No. U32107DL1997PTC220109

\*T&C Apply. Alpha 9 Gen 3 Processor Not available with OLED BX Series. Eye Comfort Display as certified by TÜVRheinland. LG is the most trusted TV Brand of India for 2019 and 2020 basis study conducted by TRA Research Pvt. Ltd for mentioned Years. 5 Year Assurance is Applicable from 1<sup>st</sup> Mar' 21 to 31<sup>st</sup> Mar' 21 on all OLED TVs only. This includes 1 Year standard warranty of the new product, 2 Year promotional warranty free of cost & additional 2 Year starting @ ₹15800 only (Excluding GST). Logos shown in the Creative belong to respective trademark owners only. Results are not an endorsement of LG Electronics. Any Reliance on these results is at third party's own risk. LG decision regarding all matters under offers shall be final and binding. By participating in offers, the customer agrees to all the above terms & Conditions. Participating in the offer shall be treated as deemed consent under privacy laws. The images shown here are for representation only and may differ from actual product. Product Availability may vary from region to region. All disputes are to be settled / adjudicated in Delhi Courts only. Please ask the retailer/store manager for detailed offers, gifts etc. before purchase. For more information, please visit [www.lg.com/in](http://www.lg.com/in)



**GoodHomes** INDIA