

# GoodHomes

INDIA

A Times of India Publication  
VOLUME 14 ISSUE 02 MAY 2021

GOOD DESIGN CHANGES EVERYTHING

@goodhomesmagazine  
@goodhomesmagazineindia  
@goodhomesindia

## LOCKDOWN AND YOUR LITTLE ONES

*Real practical advice for  
evolving children's spaces*

SWITCH TO SLOW

# 55

*Things to  
help ease  
the pace and  
savour life*

### ON POINT

Shopping  
ideas to help  
bring the  
peace home

**IT'S MANGO  
SEASON!**  
RECIPES  
WE LOVE

*Get  
Inspired*

By some of  
the most  
beautiful  
homes  
from India  
and the  
UAE



# CONTENTS

May 2021



## 08 SHOPPING

- 08 MOODBOARD
- 10 GET THE LOOK
- 12 HOT RIGHT NOW
- 14 PIECE OF THE MONTH
- 16 LAUNCH PAD
- 18 MEERA DABIR

## 19 SPECIAL FEATURE

- 19 55 IDEAS FOR SUMMER IN LOCKDOWN
- 31 EVOLUTION OF HOMES
- 35 FOR THE LOVE OF MANGO

## 41 HOMES

- 41 BACK TO THE FUTURE
- 47 COOL ESCAPE
- 53 NAUTICAL MILES
- 59 IN SEARCH OF INDIVIDUALITY
- 65 A DISTINCT EXPERIENCE
- 71 AN OASIS CALLED HOME



### THE COVER

FEATURE **AVRIL NOEL D'SOUZA**  
PROJECT BY **JASON WADHWANI**  
PHOTOGRAPH **PULKIT SEHGAL**

# INDIA'S FIRST CURATED LUXURY LIVING SHOW IS COMING TO BANGALORE!

**TEJAS**

AUTOMATION | LIGHTING | HOME CINEMA

PRESENTS

**D/code**

A Times Group Initiative

CURATED BY

Shernavaz  
Bharucha

**S O U T H   E D I T I O N   2 0 2 1**

HOME & DESIGN

**TRENDS**

TO PARTICIPATE, COLLABORATE AND KNOW MORE,  
WRITE TO US AT [DCODE@WWM.CO.IN](mailto:DCODE@WWM.CO.IN)  
FOLLOW US @ [@\\_DCODE](https://www.instagram.com/_dcode)



# NEXT ISSUE

June is a very special month for us, and we wanted to share the love with you. Our June issue is filled with decorating ideas, inspiring homes, varied styles and extensive shopping lists. We've worked on concepts that will complete your home. See you then.



Calling all stylists – especially those based in New Delhi and Mumbai. Quick! Send us your resume if you'd like the opportunity to work with us.

Email:  
[goodhomes@wmm.co.in](mailto:goodhomes@wmm.co.in)

# GoodHomes

## CEO

DEEPAK LAMBA

## EDITOR IN CHIEF

RONITAA ITALIA

**Associate Editor** Avril Noel D'souza

**Senior Features Editor** Tina Thakrar

**Content Producer** Radhika Sheno

**Senior Editorial Coordinator** Harshal Wesavkar

**Deputy Art Director** Shalaka Shinde

**Senior Graphic Designer** Anushree Kumar

**Chief Financial Officer** Subramaniam S.

**Head Human Resources** Meghna Puthawala

**Printer & Publisher** Sunil Wuthoo

**Content Studio** Vidyut Patra

**Head Marketing** Priyadarshi Banerjee

**Head Digital Solutions**

**Marketing Manager** Chandni Chopra

## SALES HEAD

SUNITA QUADROS

## BRAND SOLUTIONS

### WEST

MUMBAI

**Vice President**

- **Brand Solutions & Business Head**

- **Femina Salon & Spa**

**Gautam Chopra**

[gautam.chopra@wmm.co.in](mailto:gautam.chopra@wmm.co.in)

### PUNE

**Aditi Shrivastava**

[aditi.shrivastava@wmm.co.in](mailto:aditi.shrivastava@wmm.co.in)

### NORTH

**Vice President & Sales Head**

- **Long Format Content**

**Anjali Rathor**

[anjali.rathor@wmm.co.in](mailto:anjali.rathor@wmm.co.in)

### JAIPUR

**Pushpesh Sood**

[pushpesh.ood@wmm.co.in](mailto:pushpesh.ood@wmm.co.in)

### EAST

**Assistant Vice President**

**Alka Kakar**

[alka.kakar@wmm.co.in](mailto:alka.kakar@wmm.co.in)

**Bijoy Choudhary**

[bijoy.choudhary@wmm.co.in](mailto:bijoy.choudhary@wmm.co.in)

### SOUTH

**Vice President - South**

**& Business Head**

- **Femina Tamil**

**Pravin Menon**

[pravin.menon@wmm.co.in](mailto:pravin.menon@wmm.co.in)

### CHENNAI

**Karthik D**

[karthik.d@wmm.co.in](mailto:karthik.d@wmm.co.in)

## SUBSCRIPTIONS

**Asha Kulkarni**, Manager Marketing

[asha.kulkarni@wmm.co.in](mailto:asha.kulkarni@wmm.co.in)

**Associate General Manager (RMD)**

**Sakshi Kate**, [sakshi.kate@timesgroup.com](mailto:sakshi.kate@timesgroup.com)

**Editorial Enquiries** [goodhomes@wmm.co.in](mailto:goodhomes@wmm.co.in)

### FOR SUBSCRIPTIONS

**Online:** [mags.timesgroup.com](http://mags.timesgroup.com)

**SMS:** GHSUB 58888

**Mail:** [subscriptions.wmm@wmm.co.in](mailto:subscriptions.wmm@wmm.co.in)

**Call:** 18001210005

(All India toll free number)

GoodHomes takes no responsibility for unsolicited photographs or material. All photographs, unless otherwise indicated, are used for illustrative purposes only.

For marketing queries, e-mail [goodhomes@wmm.co.in](mailto:goodhomes@wmm.co.in). For editorial queries, e-mail [goodhomes@wmm.co.in](mailto:goodhomes@wmm.co.in).

Printed and published by Sunil Wuthoo on behalf of owners Worldwide Media Pvt Ltd, The Times of India Building, Dr DN Road, Fort, Mumbai 400001, and printed at Rajhans Enterprises, No 134, 4th Main Road, Industrial Town, Rajajinagar, Bengaluru 560044, and published at Worldwide Media Pvt Ltd, The Times of India Building, Dr DN Road, Fort, Mumbai 400001 Processed at Colour Processing, The Times of India Suburban Press, Kandivali, Mumbai 400101

All rights reserved worldwide. Reproducing in any manner without prior written permission prohibited

CIN: U22120MH2003142239



# CALL FOR ENTRY

ARCHITECTS

INTERIOR DESIGNERS


PRODUCT DESIGNERS

LIGHT DESIGNERS

PHOTOGRAPHERS


**ENTRIES OPENING ON**  
**MAY 15, 2021**

FOR MORE INFORMATION, WRITE TO [trendsawards2021@gmail.com](mailto:trendsawards2021@gmail.com)

 @trendsmagind

 @trendideas

 @TRENSMagIndia

 [www.trendsawards.in](http://www.trendsawards.in)

**TEJAS**

AUTOMATION | LIGHTING | HOME CINEMA

PRESENTS

**TRENDS**

EXCELLENCE  
AWARDS 2021

FOR ARCHITECTURE & DESIGN

DECADE SPECIAL



PHOTOGRAPH ABHEER DHANU

**WRITE TO ME** [goodhomes@wwwm.co.in](mailto:goodhomes@wwwm.co.in)  
**SUBSCRIBE** [mags.timesgroup.com/good-homes.html](https://mags.timesgroup.com/good-homes.html)

**FOLLOW US ON:**

**INSTAGRAM** @goodhomesmagazine  
**FACEBOOK** @goodhomesmagazineindia

**TWITTER** @goodhomesindia

**LOG ON NOW** [www.goodhomes.co.in](http://www.goodhomes.co.in)

**What** can I say that can make you all feel better? Is there anything I can do to alleviate the heaviness we're all trying to cope with?

I'm sure we're all asking ourselves these questions, albeit in our own words and ways. With this editorial, I've made a conscious decision to appreciate (as opposed to taking for granted) every single part of my home, for all that it is worth. Some overworked areas like the kitchen and the bedrooms are definitely the stars of our locked-down lives. I'd like to tip my hat particularly to the unsung heroes like the window seats, the bathroom cabinets, the door hinges, the napkin holders, the shoe racks, the key hangers, the spotlight in the corridor at the entrance...and there's so much more that I could go on and on! Yes, I'm ever so grateful for everything about my home. Because – and I've probably never said it like this before – my home is not just the people, it is the feeling of being cared for by all the thoughtful things that have gone into the making of it.

Have I managed to confuse you all completely?

It's quite simple, really. The familiarity of being in a space that has been put together with so much love that it starts to embody that love itself. And that's what I am endlessly grateful for. Do you know what else I'm grateful for? The love of you, my GoodHomes family.

I send you all lots of love, light, healing and blessings. Make the most of your stay at home.


A handwritten signature in black ink, reading "Ronitaa Italia". The signature is stylized with a large 'R' and a long horizontal line at the end.

**RONITAA ITALIA**  
**Editor in Chief**



ANNOUNCING

THE ECONOMIC TIMES



DESIGN  
COUNCIL

THE AID THINK TANK

Brought to you by



An Economic Times Initiative

Powered by

HOME & DESIGN  
**TRENDS**  
**GoodHomes** INDIA

@trendsmagind  
@trendideas  
@TRENDSMagIndia

@goodhomesmagazine  
@goodhomesmagazineindia  
@goodhomesindia  
www.goodhomes.co.in

L'OBJET, AVAILABLE AT EMERY STUDIO



Click here  
TO READ MORE



# May

## Moss Green

As we wait on the rains, we look forward to the revival of our Earth. This look is reminiscent of petrified

FEATURE **AVRIL NOEL D'SOUZA**

Shopping Guide on Pg 77



# IN THE LOVING EMBRACE OF LIGHT

UPCOMING AND AVANT-GARDE, MARK MITCHELL IS GAINING STEAM AS THE RISING STAR OF INDUSTRIAL DESIGN. IN THIS EXCLUSIVE, WE LOOK AT EVERYTHING – WHERE HE BEGAN, WHO INSPIRED HIM AND THE HUG LAMP (AN INTERACTIVE DESIGN THAT IS HIGH ON TECHNOLOGY AND VISCERAL CHARM)



Always intrigued by the world of design, Mark Mitchell was certain he wanted to become an architect. But at the age of 15 when he had the opportunity to interact with an architect, he realised this field was simply not for him. His self-retrospection on what attracted him to this profession coughed up an interesting fact. For him, it was the idea of creating miniature versions of life-size designs. “Moving walls is as easy as cutting and hot gluing it in another place. There is a real sense that you can ‘change the world’ and I think that is what I like about doing industrial design because the works are smaller and easier to play around with.”

We wonder about when he got his first break, and Mark reveals it was in 2015 when industrial designers Kat Harris and Nicola Westgarth-Flynn of Koti Studio spotted his work. The duo wanted Mark to work with them to bring his school project, a Bird House, into production. This experience with the heavy weights of industrial design certainly polished Mark’s design vocabulary. They are his mentors, but he also looks up to Isamu Noguchi, Marc Newson and Tom Dixon. In these formative years he learnt about the synergy between design and the feelings good design can emot. As a result, in 2020, during the pandemic, Mark created the Hug Lamp, an evocative design.

The Hug Lamp consists of two sculptures with a furry spherical form. At first glance, they



“I WOULD DESCRIBE THE HUG LAMP AS ONE OF THOSE ICONIC DESIGNS THAT SEEMS PLAYFUL, BUT IS FILLED WITH EMOTION AND HISTORICAL IMPORTANCE.”

—Mark Mitchell, Founder, Mark Mitchell Designs

are table accessories with a distinct style. It is when they are placed together that the magic takes place. Their embrace engulfs the design in a glow of light, illuminating transitional areas. The Hug Lamp is an eloquent take on what humanity has missed most through the pandemic... that craving for the touch of family and friends. Mark’s design reminds us that separated love stands tall, but when united, love can illuminate everything around it. Talking about the design, he says, “For

a few years, I was exploring the idea for a lamp without a switch. I liked the idea that the lamp could be two good-looking sculptures when separated but together they become something greater than when they were apart. During the pandemic, I wondered how people were dealing with solitude. As an artist I wanted to address this and capture this moment in a way no words could summarise.

Personally, I thought of the day I can see my family again, and how that first warm embrace would feel. In my mind, I could only personify that feeling as a literal glow as if I was illumed with happiness from within. Around September my sketches took on an anthropomorphic form and the hug motif became more evident. I began testing with around 120 artificial furs swatches, creating a shortlist of the most satisfying tactile materials I could source. We settled on a light grey fur for the standard edition due to the incredibly soft and fluffy feeling in the hand. In future we plan to release a Highland Hug Lamp (inspired by the messy coat of British Highland Cattle) and a variety of colours to match any interior.”


We love the reminiscence of this design and everything it promises. The Hug Lamp is a much-needed reminder that there is a light at the end of the tunnel, and it feels a lot like love. Thank you for the warm hug, Mark!

**MARK MITCHELL**  
LONDON 1997





**1**  
Furnishings,  
Sarita Handa.



**2**  
Carpet,  
House of  
Rugs.



**3**  
Delicate  
wallpaper,  
UDC Homes.

## A delicate blend

Revel in the cooling union of white and blue

FEATURE **AVRIL NOEL D'SOUZA**



**6**  
Vases,  
Ruby's  
Signature.



**5**  
Dinner set, **SIEGER**  
by **FÜRSTENBERG**  
available  
at Sources  
Unlimited.



**4**  
Decor accessory,  
Ellementry.

Shopping Guide on Pg 77



# INTRODUCING

A SIGNATURE MICRO SERIES REPRESENTING  
THE MASTERS OF DESIGN



HOME & DESIGN  
**TRENDS**  
**GoodHomes** INDIA

Stay Tuned @ @\_dcode



1 Minimal form\*, **Artychoke**. 2 Chair by  
Walter Knoll\*, **Plusch**. 3 Single seater\*,  
**Alsorg**. 4 Chair by Baxter\*, **Sources  
Unlimited**. 5 Vintage design\*, **Inhabit**. 6  
Zenia\*, **Baro Design**. 7 Pink magic\*, **Ochre  
at Home**. 8 Chair by CPRN Homood\*, **Ottimo**.

\*Prices on Request  
Shopping Guide on Pg 77



HOT RIGHT NOW



## MUTED AND MELLOW

...yet bold. Pairing dusty pink with shades of grey is the new black

FEATURE **AVRIL NOEL D'SOUZA**

- 1 Artistic hanging lamp\*, **The Whitetank Company**.  
 2 Sofa\*, **MADS Creations**.  
 3 Escon planter, Bonasila.  
 4 Seater\*, **Beyond Designs**.  
 5 Textured cushion\*, **Eris Home**. 6 Table\*, **Alsorg**. 7 Artefact\*, L'Objet available at Emery Studio. 8 Table accessory\*, **Ochre at Home**.  
 9 Storage unit, L'Objet available at Emery Studio. 10 Table, **Conkrate**.  
 \*Prices on Request  
 Shopping Guide on Pg 77







# BRINGING CLAY TO LIFE

There is no hiding the blemishes of these terracotta designs. And that's precisely how Tejashree Sagvekar wanted them

FEATURE **AVRIL NOEL D'SOUZA**

## RAW BEAUTIES

Made from the terracotta found on her farm in Pune, Tejashree Sagvekar handcrafts a series of tableware designs that stay true to the innate nature of its materiality. The potter takes her inspiration from the cool winds of Winter to transform a lump of clay into handcrafted and unique pieces of functional art. Yes, art...we find the contours and grains, the blemishes and indents enduring and human. There is a fundamental calm to these designs, and in its simplicity, we unearth its genius.

*Shopping Guide on Pg 77*



# DOWNLOAD YOUR FAVOURITE MAGAZINES FOR FREE!

Stay Indoors. Stay Safe.



[worldwidemedia.in](http://worldwidemedia.in)





## ART FOR EARTH

Six voices are better than one. Make Art for Mumbai's Mangroves, an initiative by Biodiversity by the Bay launches a series of artworks by artists Nayan Shrimali & Vaishali Chudasama, Svabhu Kohli, Anjali Mehta, Mira Malhotra, Afrah Shafiq and Michelle Poonawalla. This curation aims to raise awareness around Mumbai's green ecosystems and to capture them as crucial pillars for Mumbai's survival.



MARKET UPDATE

# Launch Pad

New launches, everything hot, whatever's not.... We tell you first!

FEATURE AVRIL NOEL D'SOUZA



## Summer Special

Baaya is a multi-disciplinary indie label that works closely with the artisans of India. Over the years, founder Shibani Dasgupta Jain has worked tirelessly to bring this rich biodiversity front and center. The thematic collections are well-received and these ocean-inspired pearl coasters from the newly announced Summer collection are just a reminder of the great efforts that go into making Indian artisanal designs a mainstream craving.



## The Onset of Spring

In keeping with the calm, toned-down and comforting Artisan's India launches a series that celebrates the vivacity of nature. The Brewed series includes a refreshing array of botanical prints and patterns.




## Solid Beauties

For Totem, a collection of tables by Draenert natural stones are combined with wood and metal elements to achieve a sleek design. These geometric creations can be found at Plüsch.

Shopping Guide on Pg 77






## TECHNOLOGY & ART ⤴

Experience the best of Cinema, Sports & Gaming with LG OLED TVs. Packed with 4K resolution and even deeper shades of black, LG OLED TVs is the next level of entertainment. What is more? Its technological innovations are so superior that LG has emerged as the most trusted\* TV brand in 2020, as per TRA Most Trusted Brand Survey, for the second consecutive year\*. Also, LG TVs are manufactured in India, giving millions of consumers across the country a sense of pride.



## Found, The City of Atlantis ⤴

*Inspired by the world underwater, Insigne Carpets presents high-definition, hand-tufted designs made of 100% cocoon silk. It took 24 artisans, 18 weeks and 39 natural dyes to make this one rug!*



## Comfort First

Seeing as we are going to be spending more time at home, about time we prioritise the bedroom as an important room to invest in. New Delhi-based Sacmeh International brings to India the Vividus Bed by Hästens. This ergonomical design is stylish, yes, but first and foremost it prides itself on a comfortable design.



Looking to the sky for inspiration, Sapana Jain of I Heart Homez presents the Royal Bird series of stylish and functional chairs. Made from rattan their wing-like extensions are dreamy!

Shopping Guide on Pg 77






## REIMAGINED DESIGN

*A leading surface treatment artist, Meera Dabir is now experimenting with a new design narrative*

EATURE **AVRIL NOEL D'SOUZA**

For designer Meera Dabir, colour is intrinsic to her being. Through the years, 23 to be exact, she has owned this love for colour and is now recognised as one of the country's leading surface treatment artists. Her boutique design label, MforMottle works towards creating unique personalised artwork and decorative paint finishes for interiors, furniture, and home accessories. Meera was doing textural painting on all kinds of surfaces and hand drawing wall murals way before it got mainstream status. When she first started carving, peeling, tracing, and chiseling away on paint-dripping walls, she was called a rebel. It did not take the gallery long to understand her genius.

She continues to reinvent the game. This time with parametric paintings and sculptural forms that can be categorised as works of art. Her wall plates are a meld of colour blocking, stencil work, and delicate brush strokes. Her star-shaped decor pieces are Avant-garde. Meera stays steadfast on the path of doing things differently. From Mumbai, she shifted base to Jaipur where she pursues a new design genre in creative expressions. MforMottle, her flagship Mumbai studio, continues to work on projects that push the narrative of what is possible with surface treatments. 



MEERA DABIR

*More than a formal education, it is the experience of actually working with my hands and a general cultural curiosity that has influenced my work.*

— Meera Dabir, Founder, MforMottle



# 55 IDEAS FOR SUMMER IN LOCKDOWN

In our minds, Summer means holidays. And in 2021, that simply means a staycation at home. Here's our roundup of decor ideas that promise to recreate the chill of Winter this sunny season.

Yup, Summers at home can be cool alright

FEATURE **AVRIL NOEL D'SOUZA**

## 1. EARTH TONES

Brown is such a wonderful colour and we love how it makes us feel grounded and centered. This summer is all about creating a cocoon at home for everyone included, so bring in tones of brown and introduce highlights of brass and other reflective materials, for a elegant look. This look by Alsorg got us thinking.

## 2. PALM CHARM

Bring nature home with indoor plants that cope better without direct sunlight while bringing more vitality home. Having said that do rotate your plants from sunny patches to indoor locations, and don't forget about watering them. Feed them water as you would drink it yourself, not too much, not too little, just enough.

## 3. DESERT CALM

As odd as this sounds recreate the majestics of the desert at home this summer. There is such a startling gradient to endless sand dunes and we wanted to bring that mystic home. Arpita Bhandari a leading designer crafts a setting with a three-legged bench and sandy colours, and it's inspired us to think of this at home.

## 4. A COOL DRINK

Summer coolers are delicious, refreshing and every household has its unique recipe for deliciousness. Now, we just need the perfect glass that will do this awesomeness justice. The Nafees lassi glasses, made from brass, and part of the Kalai series at AKFD Studio takes after the colours of the summer sun and moon. We love!



ALSORG

5

## COLOUR ACCENTS

*Bring home colour with compact storage solutions that are bold in design. We are torn between Toi, a geometric design by Alankaram and the ladder unit by Artychoke.*



ARPITA BHANDARI



ARTYCHOKE



ALANKARAM

AKFD STUDIO



ASHLEY FURNITURE AT DASH SQUARE



BELLA CASA

6

## A Blooming Romance

*Flowers in summer, now what could be better than that and time to bring the garden to your bedroom. Bella Casa has a lovely range of blossom-inspired designs to choose from.*



BARO DESIGN

## 7. VINTAGE GLAMOUR

One of the biggest need of the hour in summer is a clutter-free living. Organise everything in your home so that ventilation is encouraged and fostered. A good open-plan storage unit is the best way to get started. We found this lovely vintage design cupboard from Ashley Furniture at Dash Square.

## 8. MATERIAL MATTERS

Easy to care for and breathable materials are key for summer living. Time to pack up the satins and velvets, and replace them with linens, cottons and soft thread-based designs. Organic materials have a fabulous way of introducing contours and details to a home. And that is why they are our all-round heroes.

## 9. PILLOW TALK

Summers have this effect on us...it makes us lazy and want to stay still. Create little corners around your home that encourage you to take respite and from the safe abandon of which you can forget all about the heat. Cushions with organic slips are a great addition to your home this summer.

## 10. MAKE A STATEMENT

Botanical prints just do it for us! We love the vibrancy of birds, flowers, greenery and colours...such a happy motley and that's what we want to bring home, now! This sofa by Beyond Designs captures the magic of this genre of print and its sunny upholstery reminds us of the sun, instantly.



BARO DESIGN

BEYOND DESIGNS



## SPECIAL FEATURE



CANE BOUTIQUE



BEYOND DESIGNS



CLASSIC MARBLE COMPANY

### 15 SUN'S OUT

*We can't think of a better way to celebrate everything to do with summer than in the fine company of the colour of the sun itself. Keep it indoors or take it outside, eitherways, bring yellow home.*



COLONIAL COLLECTION



CONNECTING NER

### 11. ICY COLD GLASSWARE

Keep the chill with glassware that's all about the glass. Colour tinted glassware have our heart, but this light blue designs have a dramatic engraving and we won't blame you if you want to leave them out and about, all day long. These designs by Beyond Designs morph from a vase to a water bottle.

### 12. GUESS WHO'S BACK?

The classic pattern that coloured pieces of tiles create in a terrazzo surface finish is a great way to introduce colour and texture to a spatial space. We love this age old classic for its cool charms and effortless vibes. These swatches from Classic Marble Company capture everything we love about it.

### 13. THE MAGIC OF ARTISANAL

India has such a rich artisanal culture and we love brands that make it their passion to bring that in focus. Connecting NER is a curated platform that showcases stunning works by the very talented artisans of North-East India. And we love this rattan tray that is beautifully hand finished.

### 14. RATTAN, THE BUZZWORD

Organic materials like rattan, cane, jute, mulmul, lines, etc are delicate and easy to live with. They are low on maintenance and lend themselves to creating a refreshing and breezy air at home. Do consider bringing home more rustic and natural materials like these. They bode well this season.



## 16. COOL AS A CUCUMBER

Now our water tumblers have seen somewhat of an evolution these recent years. Move over stainless steel glasses, enter in the magnificent glass tumblers that lend a luxe air to mundane parts of our summer days. We have our eyes set on these Saint Louis designs that are available at Emery Studio.

## 17. SWEET AS HONEY

Honey is a summer essential, it helps us keep cool, healthy and contributes to strengthen our immunity. These cute hive-shaped honey container is just so perfect. It's the buzzword...see what we did there! Loving this inspired take on the very important beehive by L'Objet, this is available at Emery Studio.

## 18. VERTICLE HORIZONS

There's a reason why verticle gardening is becoming so famous, so fast. As the name suggests, you can plan this around the expanse of your wall surfaces, meaning it will fight for extra space. For this project by Design Cafe the pantry gets a fresh lick of life with this stunning verticle garden.

## 19. HEAD OUTSIDE AND EAT

If you are blessed with an outdoor space of any sorts... balcony, patio or garden, please spend most of your time in it admiring summer's beauty. We found a great pair that encourages us to step out...the outdoor unit by Ashley Furniture at Dash Square, and the bright mustard tableware. Love!



EMERY STUDIO



EMERY STUDIO



DESIGN CAFE



PROJECT BY DARSHINI SHAH

20

## Think Holi

One of our favourite Indian festivals is Holi. Award-winning designer Darshini Shah shares her insights on marrying holi with summer. "Bring in a painting which acts as a burst of colour in a neutral setting."



ELLEMENTRY



ASHLEY FURNITURE AT DASH SQUARE



21

## Of Form and Function

*Take your inspiration from the summer skies and bring home shapes that immediately remind you of this time of year. For us, it's these flamingo decor pieces from Ficus Fine Living.*



## 22. WELL-LANDSCAPED

A beautiful path leading to a bubbling tiny pond, while little rocks brush against each other to make a poetic sound. Bliss! A well-landscaped outdoor like this one by Essentia Environments has innumerable benefits, but our favourite is the part on curating tiny paths and gentle water bodies.

## 23. THE PERFECT LOUNGE

You need the perfect perch from which to sit and admire the passing moods of summer. A plush and comfortable lounge chair will facilitate this languid part of the day...and will take extra care of your lumbar needs. Flexform is known for it's high-quality designs and the brand is available at Etrelux.

## 24. OUR LOVE FOR RATTAN

We can't keep calm, one of our favourite materials, rattan is making such a glorious comeback and becoming an integral mainstream material. It is perfect for the summer as it is a breathable material and we are curshing on the back details of the Humming bird in clouds sofa by Gulmoharlane.

## 25. EBBING OF THE OCEAN

Anything that reminds us of the ocean is gold in our books. From the colour tones to its tactile nature, any design that is reminiscent of the cool waters of the sea are summer-friendly. And for these reasons, we love the ombre-styled carpet by Hands, as it reminds us of lapping waves and sandy turfs.







HOUSE OF RUGS

I'M CENTRE OF APPLIED ARTS



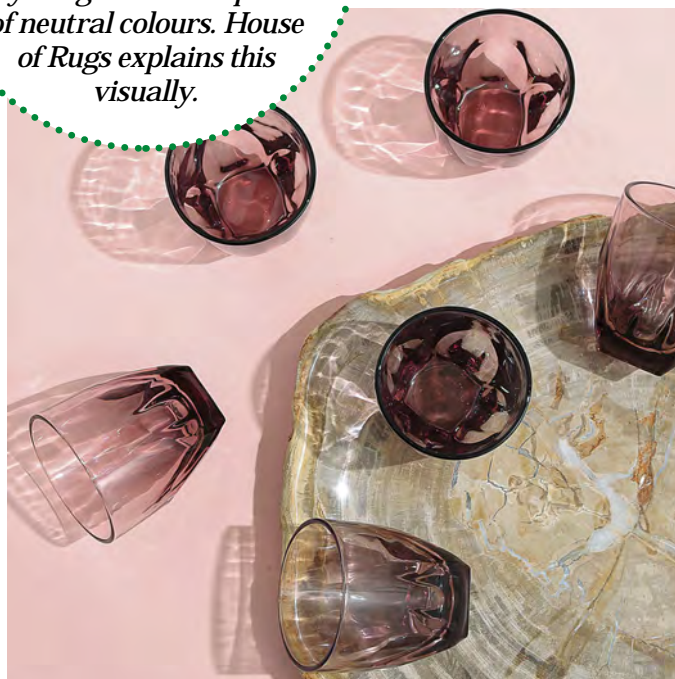
INDIA CIRCUS

HOUSE OF THREE

## 26

### Pattern Play

*Don't be afraid to experiment with bold patterns. When you get down to it, focus on layering with interspaces of neutral colours. House of Rugs explains this visually.*



HOME4U

### 27. RAINBOW DAYS AHEAD

In the old days, summer meant whites and neutrals, but as we are seeing it these days...it's about colours and tones that are vibrant or connect you to the earth. This side table by Punam Kalra of I'm Centre for Applied Arts captures this trend so well. We love the watercolour-esque design. You?

### 29. DRINKS ON US

We love this glassy aubergine colour, and it had to make it to our list of ideas. It's one of those in-between colours not too solid, not too neutral...it's the perfect blend of strong and soft, and it's quickly becoming our go-to colour for the summer. Thank you for the introduction to this colour, Home4U.

### 28. LET THERE BE LIGHT

We still need to see even in the summer, so replace your old lamp shades for designs that are happy and exude sunshine. This design from the latest collection of India Circus by Krsnaa Mehta is a symphony of sunny vibes and free-flying creatures. We love the marriage of ideas seen here on this one design.

### 30. CRYSTAL CLEAR

Bring home some ethereal glamour with see through designs that follow the open-living trend. One look at Glass forest, the teal coloured vases and we loved the smooth design and how it lends itself to gentle dispositions. Take a bow, House of Three, this is a lovely little design indeed!



## 31. LAYERING GAME IS STRONG

Summer is a time when we can experiment layering with patterns and you can be assured it will work well. Get inspired by the vibrancy of this season for bold colour play and print-on-print applications. This look styled by Clarke & Clarke and available at Maishaa is exactly what we are talking about.



## 32. TROPICAL PARADISE

Bring home the gregarious flair of the tropics with the inclusion of a single upholstered piece of furniture in that forest-inspired print. We took note of the joyful This chair by MADS Creations celebrates heavy prints and we love the idea of spending time indoors perched on a statement piece like this.



## 33. COOL AS SANTORINI

Would you like to recreate the magic of the Mediterranean islands at home? All you need is to follow the colour scheme of white and blue, and introduce an array of design that captures that mood. We are bowled over by the tessalation designs of this coffee table from Mirador Life and it reflects all things island!



## 34. VINTAGE FLORALS

Think of your home as the cocoon from which you get to enjoy summers. Now layer your home with elements of comfort for a staycation that transforms all possible corners into perfect lounging vignettes. We recommend carpets that are soft and easy to maintain like this one by Jaipur Rugs.

**35**  
**A Blooming Romance**  
*We love design that captures a story. And this daybed by Inhabit is the perfect setting from which we can laze and relax, and take in each day as it comes. Summer, we are ready for you!*



36

## CELEBRATE THE VIEW

*Make your summer view the focal point of your daily living. Position your seating towards window openings and try to draw the view into your living areas as much as possible.*



OTTIMO

PLUSCH



OBEETEE



ORVI



OCHRE AT HOME

### 37. CHIC COTTAGE VIBES

Create little corners of respite throughout your home, this summer. The idea is to encourage quite moments of thought during your staycation at home. Afterall, we all yearn for a corner where we can read a book and get lost. We love the easy charm of this Tibetan rug from Obeetee.

### 38. THE COOL OF BLUE

A colour we love to celebrate in summers is blue...it's got this innate tendency of introducing cool vibes and that's just what we want this season. The Brise collection of tiles by Orvi celebrates the cool of blue and we can imagine this as the perfect backsplash in our kitchens this season.

### 39. BRING HOME THE GARDEN

If you love visiting gardens and parks as much as we do, you will love this next design. This floral stool from Ochre at Home, is a simple geometric shape with delicate blossoms pictured across its breath. The thing with standalone compact designs, they can be placed just about anywhere, outdoors or indoors.

### 40. COLOUR CODED FUN

Can you imagine bringing home the rainbow and getting to live with it, day in and out? Well, this love-seat-inspired design by Walter Knoll is refreshing for its colour coded design and how they chains together different shapes and seats. It is available at Plusch. We are delighted to have this on our list!





SOURCES UNLIMITED

#### 41. RELAX MODE ON

Think about how you can create playful corners. From transitional areas to even bare nooks in your living areas. Summer living bequeathes us to create languid spots where you can take pause and take a break. Create a self-sustaining ecosystem that allows you to stay put for a long time.

#### 42. LIKE A HURRICANE

Bring home designs that remind you of cool things. This lovely handcrafted chandelier from Sans Souci is reminiscent of a speedy breeze and we love the attributes it lends to our home. If not such a large scale design, something like wind chimes would also capture this feeling of being enveloped in breeze.

#### 43. A LOTUS POND

Anything to do with nature, and we are all for it! Bring home as many flower-inspired shapes as you can. This sterling silver lotus candlestand from SR Artefacts introduces an element of luxury to our list of easy summer living ideas. You can easily create little pockets of colour and charm throughout your house.

#### 44. SCENTS OF VACATION

One of the easiest ways you can create the feeling of being on a vacation while you are at home, is by indulging in some good old aroma therapy. This Daydreamer candle by Rad Living encourages your senses to get lost in your imagination... we love it when a scent is powerful enough to do this.



RAD LIVING

SAGE LIVING

45

#### Nesting Beauties

*We love everything to do with organic, from shapes and materials and even down to the ideology. Summer living is perfect for everything natural, like this light from Sage Living.*



SANS SOUCI





## 46. BALCONY MAKEOVER

Summers is when we all want to spend as much time outside as possible. And while the current scenario might not permit that, you can always think of ways to transform your balcony into a retreat zone. From layering with carpets like this one by The Rug Republic along with large paper lanterns, do not hold back.

## 47. AREA RUGS ANYWHERE

We've noticed this, especially during this time of the year, we all want to just squat down and relax. The idea of creating an informal setting at home is great, and one way to encourage this is to layer your floor with area rugs that create inviting scapes that break the formality in your home.

## 48. DRAW UP WALL MURALS

If you have an artistic side, we encourage you to put ink on wall and curate a design that is bespoke and summers-special. For "Sthira" a residential project by Taliesyn, the design team crafted a stunning mural in the balcony that is inspired by a blossoming gardenscape. We love this so much!

## 49. TACTILE DREAMS

Easy summer living is all about the materials. We encourage you to check out this stunning and breathable range of threads and fabrics by The Pure Concept that encourages a mindful living. These fabrics are responsibly crafted and in that sense, absolutely soft to the touch. Heaven, we say.



THE GREAT EASTERN HOME



STROT

## 50

### Picnic Time Anyone?

*For your outdoor areas, always pay close attention to the material. Easy to maintain is key and it should be weather-resistant. Come rain, shine or dirt, stick to designs like this by STROT.hat have a sturdy design and a stylish one at it. Win-win, no?*



## 51. WALL ACCENTS

Focus on your walls this summer. You can crate show walls by introducing designs with dimension, like this flower artefact from Veda's export. A large scale motif becomes a great anchor for a style you wish to explore more of...you can position a console below and layer it with candles and such.

## 52. TAKE SOME TIME OUT

Punctuate your home with a zen vibe this summer. It's all about a feeling that is nurturing and also calming. Stick to earth colours and textures that remind you of peace and quite. We think back to our time spend at Vana, a wellness retreat in Dehradun and try to recreate that spa-vibe at home with similar touches.

## 53. CHAI ON THE RUN

Personal hygiene is crucial these days and we highly recommend you invest in designs that foster an eco-system of single-person use. These coffee and tea mugs from Tupperware not only keep our cuppa chai nice and hot for a long time, but also look good and add much aesthetic value to our working stations.

## 54. EASY ON THE EYE

Sometimes, less is more and when it comes to layering your home for this summer, stick to fabric ideas that lend themselves to the large picture of your home. Cushions in easy sleeves, like these ones by The Yellow Dwelling, have a chameleon-like style and can morph into any design narrative.



VEDAS EXPORT

VANA



TUPPERWARE

55

## Neutral Colours for the Win

*For your children's private areas select a colour scheme that is bright yet calming. Within crafts a bedroom space for the young one that is nurturing and evolves with every season.*



WITHIN



THE YELLOW DWELLING



# EVOLUTION OF HOMES

Truth be told, children change the way we use our homes. How do we create a space that is both stylish and sippy-cup friendly? We get the answers from leading decor bloggers as they share their tips on creating an environment that evolves with the growing needs of their families

FEATURE **RADHIKA SHENOI**

Toddler



## MONALISA PANDA

Mommy to a two-year-old, Monalisa is a home and fashion blogger. She shares her experiences along with a confluence of content on topics ranging from motherhood, fashion, travel, beauty and fitness on her social media platform. Her page is all about positivity and fun activities with her baby Sarah.

“

**AN OTTOMAN INSTEAD OF A CENTRE TABLE, DECORATIVE TOY BOXES INSTEAD OF SOUVENIRS AND FIGURINES ARE THE COMPROMISES ONE HAS TO MAKE WHEN YOU HAVE A TODDLER IN THE HOUSE. I PREFER AN INFORMAL LIVING SPACE OVER ANYTHING THAT WOULD RESTRICT SARAH'S PLAY.**

— Monalisa Panda, @monahleesa

## Create a child-friendly and functional space

Many parents today choose to have a nursery nook right in the master bedroom simply because they prefer to keep an eye on the baby. So, when Sarah was born, Monalisa decided to create a nursery in the bedroom. To match the aesthetics, she selected an all-white crib and placed it next to the bed. As Sarah started growing, Monalisa dedicated a space in the living room for the playpen. The decor and furniture there is customised to look pretty, along with being functional, practical and child friendly. ►



11  
years

## SHWETA MUKHERJEE

Shweta, popularly known as Mommygrapher on Instagram, is a Goa-based photographer. Mom to 11-year-old Dhriti, Shweta has instilled the love of trees in the child from an early age. Her mantra for parenting is less screen time and more interaction with nature.

### Opt for an eco-friendly space for a healthier lifestyle

*Decorating a child's room is the perfect place to start educating them about eco-conscious living. With the presence of online classes and internet exposure, Shweta ensures that the home revolves around greenery, books and board games to compensate. Dhriti's room has been designed by upcycling, thrifting and restoring heirloom furniture. In terms of colour, their home has always been inclined towards neutrals. Every nook in Dhriti's room is filled with a variety of indoor plants. Art and books have replaced the toys in her room over the years. Shweta believes that beautiful homes can be built mindfully. ►*



“

**FOR ME, HOME IS AN ARTFUL AND HEARTFUL JOURNEY. ONE OF THE BIGGEST CHANGES I HAVE EXPERIENCED IS THAT MINDFUL DESIGN IS NOW MORE IMPORTANT THAN AESTHETICS. ANYTHING TO GIVE A BETTER FUTURE TO THE NEXT GENERATION.**

— Shweta Mukherjee, @mommygrapher





15  
Years



## SARITHA ASHOK

Saritha is an eminent decor blogger based in the Netherlands. She is well known for her DIYs, furniture flips and gardening techniques. She is also a minimalist, which reflects in her style. She paints, builds and sews in true DIY fashion. Saritha's Instagram page is a resource for home-improvement seekers.



### Age appropriate spaces should balance function and style

A minimalistic room, which focuses on function and follows the idea of 'less is more'. This is the concept on which Saritha designed her home and the space for her 15-year-old son, Pranav. She involved him in the process by taking his inputs and adding her style to it. Since Pranav loves to sketch, Saritha painted one corner of the room with blackboard paint and added a gallery wall on the other side to hang his artwork, hoping to encourage him to draw more. The furniture pieces are non-fussy with clean lines. ▶

“

**THE MOST IMPORTANT THING THAT I KEPT IN MIND, WHEN I GAVE HIS ROOM A MAKEOVER, IS FUNCTIONALITY. I MADE SURE THAT THERE IS ENOUGH STORAGE TO ENCOURAGE HIM TO KEEP THE ROOM TIDY AND ORGANISED. STYLE ALWAYS COMES AFTER FUNCTIONALITY IN EVERY SPACE IN MY HOME. ALL THE ELEMENTS IN THE ROOM ACT AS A GOOD, NEUTRAL BASE TO WHENEVER THE STYLE OF THE ROOM CHANGES.**

— Saritha Ashok, @thebluepaisleyhome





18  
Years

“

**I'VE ALWAYS INVOLVED THE BOYS WHEN SETTING UP THEIR SPACE AND LET THEM TAKE THE LEAD ON COLOURS, FURNITURE, ETC.... IT'S THEIR DOMAIN, SO THEY NEED TO BE CONSULTED. WE NEVER HAD BIG BUDGETS, SO THINGS WERE UPGRADED ONLY WHEN THERE WAS A GENUINE NEED FOR THEM.**


— Jasleen Singh, @theketlihome



## JASLEEN SINGH

Jasleen Singh is a renowned decor blogger and interiors stylist. Her well-curated home is a blend of contemporary and earthy styles, which she shares with her husband and two sons. She successfully combines the old with the new and modern with traditional through artwork, furniture and textures.

### Create a space that can evolve through the years using the same elements

*In the early years, the room was shared by her two sons. There were bunk beds in place and one study desk. Eventually, after a few years, the bunk beds were cut up into individual beds. From there, the room evolved. Jasleen redesigned this space, now used by her 18-year-old son, with a soothing grey scheme and pinewood furniture. A sofa settee is placed at the foot of the bed. She got an economical headboard by fixing a rod on the wall and a cushion customised by a local vendor to match the space. The nightstand is a fixed ledge. She also brought in light automation in the home by adding voice-controlled lighting system. A bean bag in light grey adds robust cosiness to the room. *



# *For the love of mango*

It is *aam* season, so what if you are stuck home? All the more reason to enjoy the simple pleasures. Chef Krishna Bhuptani shares easy but delicious recipes to celebrate the seasons' favourite

FEATURE **AVRIL NOEL D'SOUZA** PHOTOGRAPHS **CHEF KRISHNA BHUPTANI**





### ***MANGO BRUSCHETTA***

This recipe is a no fuss recipe with minimal ingredients. It is a seasonal twist to the classic.

#### **INGREDIENTS**

- 2 tsp Garlic Butter (optional)
- 4-5 slices of bread of your choice
- 4 tbsp goat cheese
- 1 mango, diced
- 1 Jalapeno, thinly sliced
- Microgreens
- 1 tbsp Nigella seeds

#### **METHOD**

1. Spread a thin layer of butter and toast the bread .
2. While the bread is slightly warm, smear the goats cheese.
3. Top it with pieces of mango and jalepenos.
4. Garnish with Microgreens and Nigella Seeds.



### **MANGO FAJETOH**

This is a classic Gujarati Kadhi recipe and is a staple, mostly had with steamed rice. This is my mom's recipe and it's perfection.

#### **INGREDIENTS**

- ½ cup mango, pulp
- ½ cup curd
- 1 tbsp besan flour
- 1 tsp green chilli-ginger paste
- ½ tsp turmeric Powder
- 1 tbsp sugar/jaggery
- 3 cups water
- Salt to Taste
- Coriander for garnishing
- Mango Pieces for garnishing

#### **For Tempering**

- 2 sticks cinnamon
- 2-3 cloves
- 1 tbsp Oil
- 2 tsp Mustard Seeds
- 1 tsp Cumin seeds
- 8-10 Curry Leaves
- 2-3 Small round Red chilies
- ¼ tsp Asafetida

#### **METHOD**

1. Combine the pulp, curd and besan flour and water in a bowl. Whisk well to avoid lumps.
2. Add turmeric, ginger-chili paste and jaggery.
3. For the temper: Heat oil in a deep pot and add the mustard seeds, cumin seeds. When the seeds crackle, add red chilies, cinnamon, clove and curry leaves and asafetida. Sauté the mixture on medium flame for 2 minutes.
4. Pour the mango curd mixture and stir well.
5. Cook for 5-7 minutes while stirring occasionally. Bring to a boil and serve!
6. Garnish with fresh coriander and mango pieces. Serve hot with steamed rice.





### **MANGO PANCAKES**

Easy to make and absolutely delicious and easy on the digestive system in the summer. The perfect option for children.

#### **INGREDIENTS**

- ½ cup refined flour
- ½ cup wholewheat flour
- ½ tsp turmeric
- 1 tsp baking powder
- ½ tsp baking soda
- ¾ cup milk
- ½ cup mango puree
- 1 tbsp honey
- 1 tbsp butter
- 1 tsp coconut oil
- ¼ cup mangoes, chopped
- 1 tbsp cream cheese

#### **METHOD**

1. Combine all the dry ingredients in a bowl.
2. Take another bowl add milk, mango puree, honey, and butter. Whisk well to avoid lumps.
3. Add the dry ingredients and whisk again.
4. Take a pan, brush it with coconut oil, on medium heat. Pour a ladle of the batter on the pan. Flip the pancake when it starts bubbling.
5. In a bowl combine cream cheese and cut mangoes.
6. Serve the pancakes with the mango cream cheese mixture.







### ***MANGO SALSA***

This is a juicy and refreshing recipe. It is okay if mango juice releases while you are making this recipe.

#### **INGREDIENTS**

- 1 cup Mango, chopped
- 2 tbsp onion, chopped
- 2 tbsp red bell pepper, chopped
- 2 tbsp jalapeno, chopped
- Salt and Pepper to taste
- 2 tbsp coriander, chopped

#### **METHOD**

1. In a bowl combine the mango, onion, and bell pepper. Give it a good mix.
2. Add jalapenos. Season with Salt and Pepper.
3. Sprinkle coriander leaves and serve with your favorite chips.



### **MANGO TEQUILA SORBET**

Summer is here and it is time for popsicles and icles. Mango being current and seasonal, the combination of tequila is refreshing.

#### **INGREDIENTS**

- 1 cup mango juice
- 4 tbsp castor sugar
- 5 tbsp lime juice
- 1 cup water
- 40 ml Tequila
- 2 tsp red chili powder

#### **METHOD**

1. In a bowl combine mango juice, sugar, lime and water. Mix well.
2. Add tequila and mix well.
3. In a bowl, sprinkle the inside with red chili powder and pour in the mixture.
4. Let it freeze for 4-5 hours. Scoop out the mixture and top it with fresh red Chili powder.

#### **Tip**

You can fill this in popsicle maker too!



#### **Chef Krishna Bhuptani**

This 24-year-old chef residing in Mumbai, started Food That Changes My Mood (@foodthatchangesmymood) as a visual diary of what she cooked, to share recipes with friends. The name really stuck and that is how the DIY, ready-to-eat label was created. Apart from having her own food startup she also features easy-to-make recipes on her YouTube channel. Krishna creates gourmet vegetarian versions of world cuisines and each dish is lip-smacking good. As she says, Food That Changes My Mood is for foodies who want to enter the kitchen and cook up a delicious storm. My aim is to showcase best vegetarian delights and offer the experience of fine dining at home!"



# BACK TO THE FUTURE

As a befitting homecoming for his closest friends, architect Jason Wadhvani creates a home that pays homage to their erstwhile nomadic lifestyle

FEATURE **AVRIL NOEL D'SOUZA** PHOTOGRAPHS **PULKIT SEHGAL**







THE INSPIRATION STEMS FROM OUR MUTUAL LOVE FOR TRAVEL AND DESIGN. THIS HOME NEEDED TO BE MODERN BUT NOT COLD. COLOURS, FURNISHINGS, MATERIALS HAD TO EXUDE WARMTH AND COMFORT.

— Jason Wadhvani, Founder, Jason Wadhvani Design







The couple had leased their home to a family of five. When they decided to move back, they had concerns. The expanse was great but the layout did not fall in line with their lifestyle. Jason interchanged the positions of the kitchen and guest room so that the kitchen would be closer to the dining area. The wall between the kitchen and dining was broken and a sliding door was installed for easy connectivity.







**(RIGHT AND BELOW)** Jason's clients wanted the master bedroom to have a self-sufficient design. The architect designed the space to accommodate a walk in wardrobe that doubles up as a transition space between the ensuite and the bedroom. The master bedroom also has access to a courtyard where the client conducts his daily yoga sessions at.








“

WE ENJOYED WORKING ON THE DINING AND LIVING SPACES. IT WAS MY CLIENT'S IDEA TO BREAK THE DINING ROOM WALL AND ADD FIX A GLASS PARTITION TO OPEN UP THE AREA.

— **Jason Wadhvani**, Founder,  
Jason Wadhvani Design





## JASON WADHWANI


Founder,  
Jason Wadhvani Design

While most children grew up playing in the local parks, Jason Wadhvani grew up in his architect father's office. "I was so comfortable being in the presence of all that 'design'," says the award-winning architect, of the eponymous, Mumbai-based architectural practise. These formative days of his childhood made it all too clear to him that this was going to be his future as well.



Like we said, Jason is the monochrome man in Indian design, and he found smart ways to incorporate this palette. From soft furnishings, upholstery, the monochromatic graphic wallpaper in the den, and console in the dining area to the flooring details and more...he modernised this minimal narrative with vibrant colours, wood details and sculptural light fixtures.

In the world of Indian design, architect Jason Wadhvani is the monochrome man... his residential projects are mostly always a symphony in black and white with highlights of sculptural forms and patterns. In a departure from his normal approach, he has consciously deviated from the expected to veer towards a casual narrative that is tropical, fun, and high on function. Jason designs a home for his friends, and you can see that he has had a lot of fun designing it in the process. Talking to him makes it obvious. "When my friends decided to move back to India and establish their roots in their home in New Delhi, they knew it was time to redesign their home that was leased out to a family of five. The idea of this home transformation was casually curated over a few glasses of wine in a bar in Lisbon on one of our combined holidays. A year and a half since then, we stand here today. I love reminiscing on the journey and how it has all materialized into this home."

The main inspiration for the design of this home was the combined mutual love for travel and design of the couple and designer. Most of the furniture pieces had moved homes with them from San Francisco to New York, and a lot of the art was collected through the years, these factors in combination with Jason's memories of his stays at design hotels or details observed in restaurants or cafes, collectively inspired the eclectic and modern tonality of this home. Jason adds, "This home had to tell a story. It had to be very contemporary but not cold. The colour palette, furnishings, and materials had to exude warmth and comfort." That, it does. 





# Cool Escape

For this home in Dubai, interior designer Anu Kewalram pairs a darling neutral colour scheme with delicate decor highlights and pragmatic storage solutions. The result: An oasis in the desert

FEATURE **AVRIL NOEL D'SOUZA**

PHOTOGRAPHS **LARISSA GONCALVES, RECIT PHOTOGRAPHY**





This villa is a bespoke fantasy come true. The square-shaped dining table is customised to provide seating for 12 along with the sideboard that has been completely tailored to the client's needs. Two large mirrors hang across the dining table and reflect the expanse and decor of this home articulately.







“

**A CONSOLE SITS BEHIND THE SOFA TO  
DIVIDE THE SPACE IN A WAY THAT IS NOT  
TOO BLOCKED UP AND CLOSED.**

— **Anu Kewalram**, *Founder, Anu Kewalram Interiors*



“

**THIS SCALED-UP CABINETRY PROVIDES EXTRA STORAGE AND IT WAS ALSO INSTALLED WITH LIGHTING TO HIGHLIGHT THE ACCESSORIES AND ART ON THE SHELVES.**

— **Anu Kewalram**, *Founder, Anu Kewalram Interiors*





## ANU KEWALRAM

Founder, Anu Kewalram Interiors

Anu Kewalram Interiors is a Dubai based interior design studio specialising in residential interiors throughout the UAE and overseas, for private clients. Led by Anu, the experienced team provides a personalized design service to create classy interiors that perfectly suit the client's context and needs, will stand the test of time. Anu believes in the power of interiors to transform daily life. She strives to design unique interiors that are crisp and stylish; designs that remain fresh year after year. She believes every space should have a beautiful story to tell. Anu has cultivated a design philosophy focused on attention to detail while blending the client's personal style with her distinct design visions - which are elegance, ease, sophistication and warmth.



**WE USED A CURVED SOFA  
IN SOFT SUEDE TO LEND  
SOFTNESS TO THE LIVING  
ROOM SPACE AND OFFSET THE  
STRAIGHT LINES OF THE WALL  
UNIT THAT WAS CUSTOMISED TO  
MEET THE CLIENT'S NEEDS.**

— Anu Kewalram, Founder, Anu Kewalram Interiors







**WE STARTED WITH A FRESH COAT OF 'CHANTILLY LACE' FROM BENJAMIN MOORE, WHICH HAS THIS BEAUTIFUL CREAMY TEXTURE TO IT. SHEERS GIVE THE LOOK A TIMELSS APPEAL.**

— Anu Kewalram, Founder, Anu Kewalram Interiors



**A**

nu Kewalram has pulled all the stops to curate the interiors of this villa. Her vision for an easy-breezy residence has been pieced together with skill and a relaxed hand. Located in the Nad Al Sheba community in Dubai, Anu's client, an African Arab, wanted her new home to take her back to the days when Dubai was just about finding her feet. You know when there was magic in the air and it felt like anything was possible! "My scope of work for this four-bedroom villa was the interior design of the ground floor living and dining areas, the entrance hallway and the family living space on the first floor," says Anu as she takes us on a tour of this address. The vibe is almost Nordic-cottage in soul...the teal accents paired with tactile decor accents and wood-finished pieces of design, anchor the look in its laidback and refreshing style. Once the client expressed her love for neutrals Anu got to working with a can of paint. "I used Chantilly Lace from Benjamin Moore which has this beautiful creamy texture to it. We used fine linen sheers for the large glass doors in these spaces to keep it light and airy." 





# Nautical Miles

Designed by Benny Sam Mathew,  
this Mumbai residence is inspired  
by coastal life

FEATURE **AVRIL NOEL D'SOUZA**  
PHOTOGRAPHS **INCLINED STUDIO**







The patriarch of this family approached architect Benny Sam Mathew of 5' 4 Design Studio with a few nautical decor pieces, asking if it was possible to start with them and create a home inspired by the sea.





“

The main nautical elements of this home are the simple colour combination, the referential decor pieces and the open-plan living. We wanted to celebrate and elaborate on the original scale of this house and bring in as much of the outdoors inside.

— Benny Sam Mathew, Founder, 5'4 Design Studio



## BENNY SAM MATHEW

Founder, 5'4 Design Studio

Architect Benny Sam Mathew is the founder of 5'4 Design Studio, an up and coming architectural, interiors, landscape and graphic design lab. The portfolio is impressive, and Benny's hold over various design genres is truly exciting to watch. From uber luxurious to quaint and rooted, the design profile is varied and interesting.









“

The blue ceiling anchors the nautical theme, while the wooden rafters soften the effect. Without the rafters, the house would have taken on a Santorini vibe.

— Benny Sam Mathew, Founder, 5' 4 Design Studio



“


We treated the public areas with a spatial design approach. Surfaces were layered with varied wood applications to introduce depth, warmth and drama.

— Ganpat Vishwakarm, Architect, 5' 4 Design Studio



A contemporary 1,000sqft home with a touch of fantasy...this three-BHK home is just that. From the walls to the surface finishes this home is crafted by architect Benny Sam Mathew of 5'4 Design Studio and architect Ganpat Vishwakarm, to reflect the owners love for the ocean. Benny reveals the first meeting with the client was very interesting...the patriarch of the home showed up with several nautical-inspired decor items that he collected from around the world, over many years and wanted a home where they were celebrated.... “These includes a ship from the Netherlands, fish decor pieces from Muscat, and frames and a globe from America. The client works on a ship wanted to share these costal adventures with his family. So we drew up a plan that celebrated these elements in a cohesive manner. We didn't want the home to be at sea with itself!”

Puns aside, this home has a well-rested vibe and reminds us of lazy and peaceful afternoons spent beachside.... The azure ceiling is the highlight and really channels these thoughts and inspirations. Benny cuts through the blues with rafters that take on an almost cottage-like vibe. So, the overall style is rooted, rustic and quite stylish. But there are luxurious design inclusions as well. Particularly, the pieces of furniture. They are edgy in style and introduce an Avant-garde narrative here. It's such a lovely celebration of different styles....

Nature plays a significant role in the making of this nautical home. From the way the balcony becomes part of the living area to the vertical garden that partitions the dining and kitchen area (albeit, it's artificial foliage), these elements add to the coastal narrative. 





# IN SEARCH OF INDIVIDUALITY

The modern eclectic aesthetic makes this Kolkata home by A Square Designs a unique experience

FEATURE **AVRIL NOEL D'SOUZA**

PHOTOGRAPHS **ATUL PRATAP CHAUHAN**











## AJAY ARYA

**Principal and Founder, A Square Designs**

Ajay Arya created his company A Square Designs with the ideal blueprint for success. He started quite literally, right from the drawing board, taking his craft from strength to strength. It is now a sought-after design firm in Kolkata rendering over a hundred clients across the city charmed, and their environment beautifully designed. Ajay insists tailored-to-perfection design steeped in a timeless environment that is meaningful. transcends the notion of what is simply 'trending'.





“

**BEING A DAYLIGHT PERSON MYSELF, I FEEL THIS HOUSE LOOKS STUNNING THANKS TO ALL THE NATURAL LIGHT POURING IN.**

— **Ajay Arya**, *Principal and Founder, A Square Designs*







This stunning apartment is measured at a cool 8,000sqft and is located at the upscale Vivara, EM Bypass in Kolkata. This part of the city has emerged as the new zone for luxe apartment towers and star hotels. And Ajay was excited to leave a design mark here. He did not make any civil changes to the original layout; however, he did rip apart the flooring and the bathrooms completely and started working with a fresh slate. So, from the surfaces to the architecture, this home saw quite the evolution.








## WHEN I WORK ON A RESIDENTIAL PROJECT, I AM MINDFUL THAT ITS SUCCESS DEPENDS ON HOW PLEASANT IT FEELS TO LIVE IN.

— Ajay Arya, Principal and Founder, A Square Designs



**E**very time we come across a project by A Square Designs, what strikes us first is the easy accumulation of layers, in terms of texture and colour. The outcome is always luxurious and decadent, and this sprawling 8,000sqft apartment is no different. From the welcoming entrance passage to private bedrooms, there is an array of materials, finishes and decor pieces that makes up this home of a well-travelled couple and their family in the tony parts of Kolkatta.

What ties the home together is an array of common elements that reign it all in and standardise it to suit a contemporary aesthetic. Ajay admits he was excited to experiment with the transitional and common areas of this home, to create vignettes of comfort, high-end design and yes, luxury. The plush pieces of furniture, dramatic light fixtures, and evocative art co-exist almost lovingly, to create an address of pure decadence. But here is where the genius of this house unfolds. Ajay has focused so keenly on crafting spatial experiences throughout the house. He breaks through the monotony of decadence to tone things down and create relaxing retreats.

Another thing, the view...this home enjoys stunning views of lush green wetlands and that is something the designer wanted to incorporate into the overall narrative. Ajay has celebrated the large window openings of this home, to create an effortless, inside-outside feeling. His love for natural light is obvious, as the curation of soft furnishings, pieces of furniture and even colour accents all revel in the refreshing glamour of the Golden Hour. That is the magic of this house and Ajay has masterfully aped through this house. 





# A DISTINCT EXPERIENCE

Delicate colours find a worthy canvas in the impressive expanse in this family home in Anand, Gujarat, designed by ACE Associates

FEATURE **AVRIL NOEL D'SOUZA**  
PHOTOGRAPHS **INCLINED STUDIO**



While the interiors of this home celebrate a neutrality that is inspiring, the exterior and outdoor spaces are bold in their architectural approach. We find this juxtapositioning behind raw and soft therapeutic.







“

ARCHITECTURALLY, THIS HOME ENJOYS A PAIRING OF EXPOSED BRICK, CONCRETE, METAL AND GLASS. FOR THE INTERIORS, WE DECIDED ON CLEAR LINES AND MONOCHROMS, WITH BLUSH PINK FOR SOFTNESS.

— Nikhil Patel, Co-Founder, ACE Associates







## ASHISH PATEL, NIKHIL PATEL, NILESH DALSANIA & VASUDEV SHETA

**Co-Founders, ACE Associates**


Established in 1999, architects Ashish Patel, Nikhil Patel, Nilesh Dalsania and interior designer Vasudev Sheta, are the core of ACE Associates. The design atelier is borne out of their long academic associations with each other. The firm is made up of young architects who are constantly pushing the envelope when it comes to design - be it residential, commercial, etc.



This bungalow has a ground floor and two floors above it. It boasts of five bedrooms, living area, kitchen and dining area, storage facility and a home theatre. It is self-sufficient and caters to every family member's requirements.











# OUR DESIGN INTENT WAS TO CREATE A CLUTTER-FREE EXPERIENCE WHERE THE COLOUR COMBINATATION RESONATES WITH DISTINCT ASPECTS OF EACH FAMILY MEMBER'S PERSONALITY.

— Nikhil Patel, Co-Founder, ACE Associates

**C**olour plays such an important role in the making of this bungalow in Anand, Gujarat. Designed by architects Nikhil Patel, Ashish Patel, Nilesh Dalsania, and interior designer Vasudev Sheta trinity of ACE Associates, this expansive home is as impressive as its scale. From the way the bungalow's main structure reaches out from the ground to the sky, is an immersive experience. Exposed brick, concrete, metal and glass are the four key materials in the making of its facade. And from the outside, you might presume the interiors to reflect the same tonality. But the design team comprising of the three architects and one interior designer, decided to go towards the opposite end of the design spectrum. The interiors are soft and warm. It's a melody made up of tactile textures, warm-tones materials and delicate colour combinations.

Taking us back in time, Nikhil says, "When we were first approached, there was only one plot for construction. As the home evolved the owner decided to merge the adjoining plot so that the amenities would increase. This decision gave us the opportunity to craft a state-of-the-art home theatre, increase the number of bedrooms and landscape a back veranda that breaks the industrial-vibe of the outer structure. The rest of the property was converted into an open garden."

What we adore about this home, is how the team have married earthy elements with delicate nuances to counter-balance the overall look. From the indoor courtyard and terracotta jalis, the blush pink walls and the infusion of greenery, this home is truly a sensorial delight. 🏡

The transitional areas of this home play very important roles. They are crafted to so that the home gets more natural ventilation (both light and breeze) and, the interiors enjoy views of the outdoors, without compromising on privacy.





## AN OASIS CALLED HOME

Styled by Mangrove Collective, this home is a combination of high-octave artisanal design with simple, subtle nuances. It's the visual translation of "less is more"

FEATURE **AVRIL NOEL D'SOUZA**  
PHOTOGRAPHS **GPL VIKHROLI**











**IN RESPONSE TO THE BRIEF, WE COLLABORATED WITH GPL VIKHROLI TO CENTRE THE NARRATIVE AROUND THE MULTI-GENERATIONAL FAMILY, SO THAT EACH MEMBER COULD EXPLORE THE SPACE IN THEIR DISTINCT MANNER.**

— Suman Sharma, Principle and Head of Business, Mangrove Collective







## SUMAN SHARMA

**Principle and Head of Business, Mangrove Collective**

The year was 2015. Mangrove Collective began as a collaborative design studio by Suman Sharma a furniture designer. Today, aside from being the principle she is also the Head of Business of this Faridabad-based studio. When Suman is not busy designing by hand or conceptualising a new form, she and her team are busy interacting with artisans. The main aim of this design hub is to bridge the gap between artisanal design, the artisans that create them, and the homeowner who will make this a part of their forever living.



**“STILLNESS IS INDUCED BY THE EARTHY PALETTE THAT FLOWS BETWEEN SPACES. EACH ROOM HAS FURNITURE CUSTOMISED TO MEET THE CLIENT'S REQUIREMENT OF CREATING AN URBAN SANCTUARY.”**

— Suman Sharma, Principle and Head of Business, Mangrove Collective

The neutral walls work as an effective canvas for the maple wood furniture that stands in contrast with the dark brown leather upholstery. This layering of colours and materials against a muted background, creates an oasis-like feeling.







**THE FURNITURE AND STYLING OF THE SPACE FOLLOW THE 'LESS IS MORE' THEME AND THE APARTMENT IS DESIGNED TO SUIT THE DISTINCTIVE PERSONALITIES OF THE USERS WHO HAVE CHOSEN TO MAKE IT HOME.**


— **Suman Sharma**, Principle and Head of Business, Mangrove Collective





It's the timelessness and laid-back luxury of this home that sets it apart from most urban homes and makes it a standout project in the design portfolio of Mangrove Collective. Suman Sharma, the principle, and head of business for this design hub is speaks affectionately about the making of this home. "There is a sense of calmness at Godrej Origins, the Trees at Vikhroli. Neutral walls are canvassed against sleek maple wood furniture that contrasts subtly with dark brown leather upholstery. Stillness and peace are

induced by the earthy colour palette that flows freely between the spaces. Envisaged as an oasis amidst the bustle of Mumbai, Mangrove Collective worked with the GPL Vikhroli team to capture the aspirations of its new inhabitants. Each room is thoughtfully curated, and the furniture customised and designed to meet the client's requirement of creating an urban sanctuary. As a response to the brief, Mangrove created the narrative around the ideal user—a multi-generational family, wherein each member would explore the space in a distinct manner."

We love the gentle synergy where everything seems so Zen. From the highly artisanal designs to the muted surfaces, there is balance and therein we find the genius of this design. Suman has created a residence that is functional, pragmatic yet extremely stylish. There is an old-world charm here that is intangible but remains relevant as we step into a new world, unknown to most of us. This home is a carefully orchestrated experience, and we love that. 



## ABCD

**Alankaram** [www.alankaram.in](http://www.alankaram.in)  
**AKFD Studio** (Instagram handle) @akfdstudio  
**Alsorg** [www.alsorg.com](http://www.alsorg.com)  
**Anemos** [www.anemos.in](http://www.anemos.in)  
**Artychoke** [www.artychoke.co/](http://www.artychoke.co/)  
**Aartisan India** [www.artisanindia.com](http://www.artisanindia.com)  
**Arpita Bhandari**  
[www.arpitabdesignstudio.com/](http://www.arpitabdesignstudio.com/)  
**Apical Reform** [www.apicalreform.com](http://www.apicalreform.com)  
**Baaya** [www.baayadesign.com](http://www.baayadesign.com)  
**Baro Design** [www.baro.design/](http://www.baro.design/)  
**Bella Casa** [www.bellacasa.in](http://www.bellacasa.in)  
**Beyond Designs Home** [www.beyonddesign.in](http://www.beyonddesign.in)  
**Bonasila** [www.bonasila.com](http://www.bonasila.com)  
**Cane Boutique** [www.caneboutique.com](http://www.caneboutique.com)  
**Classic Marble Company**  
[www.classicmarble.com](http://www.classicmarble.com)  
**Conkreate** [www.conkreate.com](http://www.conkreate.com)  
**Connecting NER** (Instagram handle)  
@connectingner  
**Colonial Collections**  
[www.colonialcollectionsindia.com](http://www.colonialcollectionsindia.com)  
**Darshini Shah** (Instagram handle)  
@design\_by\_darshini  
**Dash Square** [www.dashsquare.com](http://www.dashsquare.com)  
**Design Cafe** [www.designcafe.com](http://www.designcafe.com)

## EFGH

**Ellementry** [www.elementry.com](http://www.elementry.com)  
**EMERY STUDIO**  
[www.instagram.com/emerystudio.in](http://www.instagram.com/emerystudio.in)  
**Eris Home** [www.erishome.com](http://www.erishome.com)  
**Essentia Environments**  
[www.essentiaenvironments.com](http://www.essentiaenvironments.com)  
**Etrelux** [www.etreluxindia.com](http://www.etreluxindia.com)  
**Faber** (Instagram Handle) @faberindiaofficial  
**Ficus Fine Living** [www.ficusliving.com](http://www.ficusliving.com)  
**Gulmoharlane** [www.gulmoharlane.com](http://www.gulmoharlane.com)  
**HANDS** [www.handscarpets.com](http://www.handscarpets.com)  
**Home4U** [www.home4u.in](http://www.home4u.in)  
**House of Rugs** [www.thehouseofthings.com](http://www.thehouseofthings.com)  
**House of Three**  
[www.houseofthreestudio.com](http://www.houseofthreestudio.com)

## IJKL

**I Heart Homez** [www.ihearthomez.com](http://www.ihearthomez.com)  
**Ikai Asai** (Instagram handle) @ikaiaisai  
**Im Center for Applied Arts** [www.imcaa.in](http://www.imcaa.in)  
**India Circus** [www.indiacircus.com](http://www.indiacircus.com)  
**Inhabit** [www.inhabit.in](http://www.inhabit.in)  
**Insigne Carpets** (Instagram Handle)  
@insignecarpets  
**Jaipur Rugs** [www.jaipur rugs.com](http://www.jaipur rugs.com)  
**Krishna Bhuptani** (Instagram handle)  
@foodthatchangesmymood  
**LG OLEG TV** [www.lg.com](http://www.lg.com)

## MNOP


**Maishaa** [www.maishaa.com](http://www.maishaa.com)  
**MADS Creations** [www.madscreations.in](http://www.madscreations.in)  
**Meera Dabir** (Instagram handle)  
@mformottle  
**Mirador Life** (Instagram handle)  
@miradorlife  
**Mumbai is Magic**  
[www.ministryofmumbaimagic.com](http://www.ministryofmumbaimagic.com)  
**Obeetee** [www.obeetee.com](http://www.obeetee.com)  
**Ochre at Home** [www.ochreathome.com](http://www.ochreathome.com)  
**Orange Tree** [www.orangetree.in](http://www.orangetree.in)  
**Orvi** [www.orvi.com](http://www.orvi.com)  
**Ottimo** [www.ottimo.in](http://www.ottimo.in)  
**Plusch Living** [www.pluschliving.com](http://www.pluschliving.com)  
**Portico** [www.porticoindia.com](http://www.porticoindia.com)

## QRST

**Rad Living** [www.radliving.in](http://www.radliving.in)  
**Ruby's Signature** [www.rubysignature.com](http://www.rubysignature.com)  
**Sacmeh International** [www.hastens.com](http://www.hastens.com)  
**Sage Living** [www.sageliving.in](http://www.sageliving.in)  
**Sans Souci** [www.sanssoucilighting.com](http://www.sanssoucilighting.com)  
**Sarita Handa** [www.saritahanda.com](http://www.saritahanda.com)  
**Sources Unlimited**  
[www.sourcesunlimited.co.in](http://www.sourcesunlimited.co.in)  
**SR Artefacts** [www.srartefacts.com](http://www.srartefacts.com)  
**STROT** [www.strot.co/](http://www.strot.co/)  
**Taliesyn Design** (Instagram handle)  
@taliesyn\_design  
**The Great Eastern Home**  
[www.thegreateasternhome.com](http://www.thegreateasternhome.com)  
**The Pure Concept**  
[www.thepureconcept.co.in](http://www.thepureconcept.co.in)  
**The Rug Republic** [www.therugrepublic.in](http://www.therugrepublic.in)  
**The Whiteteak Company**  
[www.whiteteak.com](http://www.whiteteak.com)  
**The Yellow Dwelling**  
[www.theyellowswelling.com](http://www.theyellowswelling.com)  
**Tupperware** [www.shoptupperware.in](http://www.shoptupperware.in)

## UVWXYZ

**UDC Homes** [www.udc-homes.com](http://www.udc-homes.com)  
**Vana** [www.vana.co.in](http://www.vana.co.in)  
**Veda Exports** [www.vedasexports.com](http://www.vedasexports.com)  
**Within** [www.within.net.in](http://www.within.net.in)





**GoodHomes**<sup>INDIA</sup>